
Demographics Booklet

REPORTS • MAPS • CHARTS

2422 N Herritage St
Kinston, North Carolina 28501

Perry Management
518 Plaza Blvd

Population, 2007

1 mi: 7,378
3 mi: 26,918
5 mi: 37,845

Latitude
N 35.2862

Longitude
W 77.589792

Households, 2007

1 mi: 3,024
3 mi: 10,951
5 mi: 15,263

Table Of Contents

DEMOGRAPHIC REPORTS

| | |
|--|----------|
| Summary Report (2000 Census) | 1 |
| Demographic Projections Report (est. 2007, 2009, 2014) | 3 |
| Full Report (2000 Census) | 6 |
| Business Report (2000 Census) | 10 |
| Zip Code Carrier Route Report | 11 |
| Consumer Expenditure Report (2000 Census) | 12 |

DEMOGRAPHIC MAPS

| | |
|--------------------|----|
| Population Density | 13 |
| Household Density | 14 |
| Household Income | 15 |
| Age of Structures | 16 |

DEMOGRAPHIC CHARTS

| | |
|--|----|
| Population Composition by Selected Groups (2000 -2014) | 17 |
|--|----|



2422 N Heritage St
Kinston, North Carolina 28501

Perry Management
518 Plaza Blvd
Kinston, NC 28501
252-523-5107

Census 2000 Summary Report

| | 1 MILE | % | 3 MILE | % | 5 MILE | % |
|----------------------------------|--------------|--------------|---------------|--------------|---------------|--------------|
| Total Population | 6,792 | 100.0 | 24,740 | 100.0 | 34,707 | 100.0 |
| SEX | | | | | | |
| Male | 2,968 | 43.7 | 11,135 | 45.0 | 16,197 | 46.7 |
| Female | 3,824 | 56.3 | 13,605 | 55.0 | 18,510 | 53.3 |
| AGE | | | | | | |
| Under 18 years | 1,684 | 24.8 | 6,203 | 25.1 | 8,533 | 24.6 |
| 18 - 34 years | 982 | 14.5 | 4,183 | 16.9 | 6,308 | 18.2 |
| 35 - 54 years | 2,001 | 29.5 | 7,292 | 29.5 | 10,476 | 30.2 |
| 55 years and older | 2,125 | 31.3 | 7,062 | 28.5 | 9,390 | 27.1 |
| Median Age (Years) | 42.6 | | 40.5 | | 39.8 | |
| RACE/ETHNICITY | | | | | | |
| White | 3,377 | 49.7 | 8,946 | 36.2 | 15,590 | 44.9 |
| Black or African American | 3,289 | 48.4 | 15,113 | 61.1 | 17,892 | 51.6 |
| Asian/Pacific Islander | 45 | 0.7 | 187 | 0.8 | 312 | 0.9 |
| American Indian/Alaska Native | 20 | 0.3 | 31 | 0.1 | 37 | 0.1 |
| Some other race | 28 | 0.4 | 113 | 0.5 | 173 | 0.5 |
| Hispanic or Latino (of any race) | 33 | 0.5 | 350 | 1.4 | 703 | 2.0 |
| EDUCATION | | | | | | |
| Population (25+ years) | 4,732 | 100.0 | 16,820 | 100.0 | 23,557 | 100.0 |
| Less than high school | 907 | 19.2 | 5,276 | 31.4 | 6,865 | 29.1 |
| High school graduate | 1,242 | 26.2 | 4,595 | 27.3 | 6,666 | 28.3 |
| Some college | 961 | 20.3 | 3,205 | 19.1 | 4,698 | 19.9 |
| College graduate | 1,185 | 25.0 | 2,617 | 15.6 | 3,591 | 15.2 |
| Graduate or professional degree | 437 | 9.2 | 1,127 | 6.7 | 1,737 | 7.4 |
| MARITAL STATUS | | | | | | |
| Population (16+ years) | 5,448 | 100.0 | 19,754 | 100.0 | 27,740 | 100.0 |
| Married male | 1,748 | 32.1 | 6,094 | 30.8 | 9,089 | 32.8 |
| Unmarried male | 620 | 11.4 | 2,452 | 12.4 | 3,460 | 12.5 |
| Married female | 2,344 | 43.0 | 8,104 | 41.0 | 11,472 | 41.4 |
| Unmarried female | 736 | 13.5 | 3,104 | 15.7 | 3,719 | 13.4 |



2422 N Heritage St
Kinston, North Carolina 28501

Perry Management
518 Plaza Blvd
Kinston, NC 28501
252-523-5107

Census 2000 Summary Report

| | 1 MILE | % | 3 MILE | % | 5 MILE | % |
|---------------------------------|-----------------|--------------|-----------------|--------------|-----------------|--------------|
| Total Households | 2,809 | 100.0 | 10,170 | 100.0 | 14,175 | 100.0 |
| HOUSEHOLD TYPE | | | | | | |
| Family | 1,933 | 68.8 | 6,295 | 61.9 | 9,124 | 64.4 |
| Male head of household | 1,220 | 43.4 | 3,623 | 35.6 | 5,746 | 40.5 |
| Female head of household | 713 | 25.4 | 2,672 | 26.3 | 3,378 | 23.8 |
| Children under 18 present | 1,160 | 41.3 | 3,420 | 33.6 | 4,953 | 34.9 |
| No children under 18 present | 773 | 27.5 | 2,875 | 28.3 | 4,171 | 29.4 |
| Non-family | 876 | 31.2 | 3,875 | 38.1 | 5,051 | 35.6 |
| HOUSEHOLD SIZE | | | | | | |
| One person | 818 | 29.1 | 3,534 | 34.7 | 4,540 | 32.0 |
| Male | 248 | 8.8 | 1,212 | 11.9 | 1,722 | 12.1 |
| Female | 570 | 20.3 | 2,322 | 22.8 | 2,818 | 19.9 |
| Two persons | 989 | 35.2 | 3,110 | 30.6 | 4,456 | 31.4 |
| Three persons | 508 | 18.1 | 1,761 | 17.3 | 2,514 | 17.7 |
| Four persons | 309 | 11.0 | 1,071 | 10.5 | 1,624 | 11.5 |
| Five or more persons | 185 | 6.6 | 694 | 6.8 | 1,041 | 7.3 |
| Average Household Size | 2 | | 1.2 | | 1.3 | |
| HOUSEHOLD INCOME | | | | | | |
| Under \$15,000 | 550 | 19.6 | 3,245 | 31.9 | 3,885 | 27.4 |
| \$15,000 - \$29,999 | 581 | 20.7 | 2,285 | 22.5 | 3,353 | 23.7 |
| \$30,000 - \$49,999 | 576 | 20.5 | 2,106 | 20.7 | 3,105 | 21.9 |
| \$50,000 - \$79,999 | 509 | 18.1 | 1,304 | 12.8 | 2,021 | 14.3 |
| \$80,000 - \$99,999 | 200 | 7.1 | 516 | 5.1 | 926 | 6.5 |
| \$100,000 and above | 393 | 14.0 | 714 | 7.0 | 885 | 6.2 |
| Median household income | \$44,209 | | \$30,923 | | \$32,423 | |
| HOUSING OCCUPANCY/TENURE | | | | | | |
| Total Housing Units | 2,948 | 100.0 | 11,636 | 100.0 | 16,288 | 100.0 |
| Occupied | 2,809 | 95.3 | 10,155 | 87.3 | 14,152 | 86.9 |
| Owner occupied | 1,937 | 65.7 | 5,365 | 46.1 | 8,411 | 51.6 |
| Renter occupied | 872 | 29.6 | 4,790 | 41.2 | 5,741 | 35.2 |
| Vacant | 139 | 4.7 | 1,481 | 12.7 | 2,136 | 13.1 |



Produced for Gram Spear
by BuyDemographics.com
April 5, 2010

This report was generated using data from government sources deemed reliable. We cannot assume responsibility for its accuracy.

2422 N Heritage St
Kinston, North Carolina 28501

Perry Management
518 Plaza Blvd
Kinston, NC 28501
252-523-5107

Demographic Projections Report

| 1 MILE RADIUS | 2000 | Est. 2007 | Est. 2009 | Est. 2014 | Index (Year 2000 = 100) | | |
|----------------------------------|--------------|--------------|--------------|--------------|----------------------------|------------|------------|
| | | | | | 2007 | 2009 | 2014 |
| Total Population | 6,792 | 7,378 | 7,488 | 7,717 | 109 | 110 | 114 |
| SEX | | | | | | | |
| Male | 2,968 | 3,465 | 3,575 | 3,804 | 117 | 120 | 128 |
| Female | 3,824 | 3,913 | 3,913 | 3,913 | 102 | 102 | 102 |
| AGE | | | | | | | |
| Under 18 years | 1,684 | 1,697 | 1,676 | 1,655 | 101 | 100 | 98 |
| 18 - 34 years | 982 | 1,609 | 1,650 | 1,711 | 164 | 168 | 174 |
| 35 - 54 years | 2,001 | 2,204 | 2,181 | 2,064 | 110 | 109 | 103 |
| 55 years and older | 2,125 | 1,867 | 1,981 | 2,287 | 88 | 93 | 108 |
| RACE/ETHNICITY | | | | | | | |
| White | 3,377 | 3,472 | 3,473 | 3,469 | 103 | 103 | 103 |
| Black or African American | 3,289 | 3,501 | 3,545 | 3,657 | 106 | 108 | 111 |
| American Indian/Alaska Native | 20 | 21 | 22 | 22 | 107 | 108 | 112 |
| Asian/Pacific Islander | 45 | 50 | 51 | 53 | 110 | 113 | 119 |
| Hispanic or Latino (of any race) | 6 | 7 | 8 | 8 | 120 | 126 | 139 |
| HOUSEHOLD TYPE | | | | | | | |
| Family | 1,980 | 2,118 | 2,154 | 2,250 | 107 | 109 | 114 |
| Non-family | 829 | 906 | 928 | 966 | 109 | 112 | 117 |
| Total Family Households | 1,980 | 2,118 | 2,154 | 2,250 | 107 | 109 | 114 |
| FAMILY INCOME | | | | | | | |
| Less than \$10000 | 322 | 379 | 342 | 432 | 118 | 106 | 134 |
| \$10000 to \$14999 | 255 | 295 | 282 | 312 | 116 | 110 | 122 |
| \$15000 to \$24999 | 240 | 275 | 268 | 296 | 114 | 111 | 123 |
| \$25000 to \$34999 | 231 | 244 | 247 | 254 | 106 | 107 | 110 |
| \$35000 to \$49999 | 190 | 206 | 207 | 218 | 108 | 109 | 115 |
| \$50000 to \$99999 | 344 | 348 | 374 | 358 | 101 | 109 | 104 |
| \$100,000 and above | 399 | 371 | 435 | 380 | 93 | 109 | 95 |



Produced for Gram Spear
by BuyDemographics.com
April 5, 2010

This report was generated using data from government sources deemed reliable. We cannot assume responsibility for its accuracy.

2422 N Heritage St
Kinston, North Carolina 28501

Perry Management
518 Plaza Blvd
Kinston, NC 28501
252-523-5107

Demographic Projections Report

| 3 MILE RADIUS | 2000 | Est. 2007 | Est. 2009 | Est. 2014 | Index (Year 2000 = 100) | | |
|----------------------------------|---------------|---------------|---------------|---------------|----------------------------|------------|------------|
| | | | | | 2007 | 2009 | 2014 |
| Total Population | 24,740 | 26,918 | 27,328 | 28,184 | 109 | 110 | 114 |
| SEX | | | | | | | |
| Male | 11,135 | 12,996 | 13,406 | 14,262 | 117 | 120 | 128 |
| Female | 13,605 | 13,922 | 13,922 | 13,922 | 102 | 102 | 102 |
| AGE | | | | | | | |
| Under 18 years | 6,203 | 6,193 | 6,118 | 6,043 | 100 | 99 | 97 |
| 18 - 34 years | 4,183 | 5,871 | 6,021 | 6,248 | 140 | 144 | 149 |
| 35 - 54 years | 7,292 | 8,041 | 7,961 | 7,539 | 110 | 109 | 103 |
| 55 years and older | 7,062 | 6,813 | 7,228 | 8,354 | 96 | 102 | 118 |
| RACE/ETHNICITY | | | | | | | |
| White | 8,946 | 9,198 | 9,200 | 9,190 | 103 | 103 | 103 |
| Black or African American | 15,113 | 16,086 | 16,290 | 16,804 | 106 | 108 | 111 |
| American Indian/Alaska Native | 31 | 33 | 34 | 35 | 107 | 108 | 112 |
| Asian/Pacific Islander | 187 | 206 | 211 | 222 | 110 | 113 | 119 |
| Hispanic or Latino (of any race) | 124 | 149 | 156 | 172 | 120 | 126 | 139 |
| HOUSEHOLD TYPE | | | | | | | |
| Family | 7,170 | 7,669 | 7,800 | 8,146 | 107 | 109 | 114 |
| Non-family | 3,000 | 3,282 | 3,359 | 3,498 | 109 | 112 | 117 |
| Total Family Households | 7,170 | 7,669 | 7,800 | 8,146 | 107 | 109 | 114 |
| FAMILY INCOME | | | | | | | |
| Less than \$10000 | 1,164 | 1,371 | 1,238 | 1,564 | 118 | 106 | 134 |
| \$10000 to \$14999 | 923 | 1,070 | 1,020 | 1,129 | 116 | 110 | 122 |
| \$15000 to \$24999 | 870 | 994 | 969 | 1,071 | 114 | 111 | 123 |
| \$25000 to \$34999 | 836 | 884 | 896 | 919 | 106 | 107 | 110 |
| \$35000 to \$49999 | 686 | 745 | 749 | 791 | 108 | 109 | 115 |
| \$50000 to \$99999 | 1,245 | 1,261 | 1,355 | 1,296 | 101 | 109 | 104 |
| \$100,000 and above | 1,445 | 1,344 | 1,573 | 1,376 | 93 | 109 | 95 |



Produced for Gram Spear
by BuyDemographics.com
April 5, 2010

This report was generated using data from government sources deemed reliable. We cannot assume responsibility for its accuracy.

2422 N Heritage St
Kinston, North Carolina 28501

Perry Management
518 Plaza Blvd
Kinston, NC 28501
252-523-5107

Demographic Projections Report

| 5 MILE RADIUS | 2000 | Est. 2007 | Est. 2009 | Est. 2014 | Index (Year 2000 = 100) | | |
|----------------------------------|---------------|---------------|---------------|---------------|----------------------------|------------|------------|
| | | | | | 2007 | 2009 | 2014 |
| Total Population | 34,707 | 37,845 | 38,441 | 39,686 | 109 | 111 | 114 |
| SEX | | | | | | | |
| Male | 16,197 | 18,904 | 19,500 | 20,745 | 117 | 120 | 128 |
| Female | 18,510 | 18,941 | 18,941 | 18,941 | 102 | 102 | 102 |
| AGE | | | | | | | |
| Under 18 years | 8,533 | 8,706 | 8,605 | 8,509 | 102 | 101 | 100 |
| 18 - 34 years | 6,308 | 8,255 | 8,470 | 8,798 | 131 | 134 | 139 |
| 35 - 54 years | 10,476 | 11,305 | 11,198 | 10,616 | 108 | 107 | 101 |
| 55 years and older | 9,390 | 9,579 | 10,168 | 11,763 | 102 | 108 | 125 |
| RACE/ETHNICITY | | | | | | | |
| White | 15,590 | 16,029 | 16,033 | 16,015 | 103 | 103 | 103 |
| Black or African American | 17,892 | 19,044 | 19,285 | 19,894 | 106 | 108 | 111 |
| American Indian/Alaska Native | 37 | 39 | 40 | 41 | 107 | 108 | 112 |
| Asian/Pacific Islander | 312 | 344 | 352 | 370 | 110 | 113 | 119 |
| Hispanic or Latino (of any race) | 319 | 383 | 400 | 444 | 120 | 126 | 139 |
| HOUSEHOLD TYPE | | | | | | | |
| Family | 9,993 | 10,689 | 10,871 | 11,354 | 107 | 109 | 114 |
| Non-family | 4,182 | 4,574 | 4,682 | 4,876 | 109 | 112 | 117 |
| Total Family Households | 9,993 | 10,689 | 10,871 | 11,354 | 107 | 109 | 114 |
| FAMILY INCOME | | | | | | | |
| Less than \$10000 | 1,623 | 1,911 | 1,726 | 2,180 | 118 | 106 | 134 |
| \$10000 to \$14999 | 1,287 | 1,491 | 1,421 | 1,574 | 116 | 110 | 122 |
| \$15000 to \$24999 | 1,212 | 1,386 | 1,350 | 1,493 | 114 | 111 | 123 |
| \$25000 to \$34999 | 1,166 | 1,233 | 1,249 | 1,282 | 106 | 107 | 110 |
| \$35000 to \$49999 | 957 | 1,038 | 1,044 | 1,102 | 108 | 109 | 115 |
| \$50000 to \$99999 | 1,735 | 1,758 | 1,888 | 1,806 | 101 | 109 | 104 |
| \$100,000 and above | 2,014 | 1,873 | 2,193 | 1,917 | 93 | 109 | 95 |



Produced for Gram Spear
by BuyDemographics.com
April 5, 2010

This report was generated using data from government sources deemed reliable. We cannot assume responsibility for its accuracy.

2422 N Heritage St
Kinston, North Carolina 28501

Perry Management
518 Plaza Blvd
Kinston, NC 28501
252-523-5107

Census 2000 Full Report

| | 1 MILE | % | 3 MILE | % | 5 MILE | % |
|----------------------------|--------------|--------------|---------------|--------------|---------------|--------------|
| Total Population | 6,792 | 100.0 | 24,740 | 100.0 | 34,707 | 100.0 |
| AGE | | | | | | |
| 0 - 13 years | 1,193 | 17.6 | 4,563 | 18.4 | 6,430 | 18.5 |
| 14 - 17 years | 491 | 7.2 | 1,640 | 6.6 | 2,103 | 6.1 |
| 18 - 24 years | 376 | 5.5 | 1,717 | 6.9 | 2,617 | 7.5 |
| 25 - 34 years | 606 | 8.9 | 2,466 | 10.0 | 3,691 | 10.6 |
| 35 - 44 years | 912 | 13.4 | 3,697 | 14.9 | 5,345 | 15.4 |
| 45 - 54 years | 1,089 | 16.0 | 3,595 | 14.5 | 5,131 | 14.8 |
| 55 - 64 years | 645 | 9.5 | 2,343 | 9.5 | 3,455 | 10.0 |
| 65 - 74 years | 800 | 11.8 | 2,514 | 10.2 | 3,256 | 9.4 |
| 75 years and older | 680 | 10.0 | 2,205 | 8.9 | 2,679 | 7.7 |
| Median Age (Years) | 42.6 | | 40.5 | | 39.8 | |
| AGE BY SEX | | | | | | |
| Male | 2,968 | 100.0 | 11,135 | 100.0 | 16,197 | 100.0 |
| 0 - 13 years | 537 | 18.1 | 2,358 | 21.2 | 3,362 | 20.8 |
| 14 - 17 years | 226 | 7.6 | 881 | 7.9 | 1,115 | 6.9 |
| 18 - 24 years | 165 | 5.6 | 753 | 6.8 | 1,300 | 8.0 |
| 25 - 34 years | 304 | 10.2 | 1,112 | 10.0 | 1,764 | 10.9 |
| 35 - 44 years | 426 | 14.4 | 1,736 | 15.6 | 2,536 | 15.7 |
| 45 - 54 years | 472 | 15.9 | 1,683 | 15.1 | 2,445 | 15.1 |
| 55 - 64 years | 246 | 8.3 | 982 | 8.8 | 1,511 | 9.3 |
| 65 - 74 years | 310 | 10.4 | 953 | 8.6 | 1,312 | 8.1 |
| 75 years and older | 282 | 9.5 | 677 | 6.1 | 852 | 5.3 |
| Median Age (Male) | 40.4 | | 37.0 | | 36.5 | |
| Female | 3,824 | 100.0 | 13,605 | 100.0 | 18,510 | 100.0 |
| 0 - 13 years | 656 | 17.2 | 2,205 | 16.2 | 3,068 | 16.6 |
| 14 - 17 years | 265 | 6.9 | 759 | 5.6 | 988 | 5.3 |
| 18 - 24 years | 211 | 5.5 | 964 | 7.1 | 1,317 | 7.1 |
| 25 - 34 years | 302 | 7.9 | 1,354 | 10.0 | 1,927 | 10.4 |
| 35 - 44 years | 486 | 12.7 | 1,961 | 14.4 | 2,809 | 15.2 |
| 45 - 54 years | 617 | 16.1 | 1,912 | 14.1 | 2,686 | 14.5 |
| 55 - 64 years | 399 | 10.4 | 1,361 | 10.0 | 1,944 | 10.5 |
| 65 - 74 years | 490 | 12.8 | 1,561 | 11.5 | 1,944 | 10.5 |
| 75 years and older | 398 | 10.4 | 1,528 | 11.2 | 1,827 | 9.9 |
| Median Age (Female) | 44.1 | | 42.8 | | 42.0 | |



Perry Management
518 Plaza Blvd
Kinston, NC 28501
252-523-5107

2422 N Heritage St
Kinston, North Carolina 28501

Census 2000 Full Report

| | 1 MILE | % | 3 MILE | % | 5 MILE | % |
|---------------------------------|--------------|--------------|---------------|--------------|---------------|--------------|
| Total Population | 6,792 | 100.0 | 24,740 | 100.0 | 34,707 | 100.0 |
| RACE/ETHNICITY | | | | | | |
| One race | 6,745 | 99.3 | 24,291 | 98.2 | 33,845 | 97.5 |
| White | 3,377 | 49.7 | 8,946 | 36.2 | 15,590 | 44.9 |
| Black or African American | 3,289 | 48.4 | 15,113 | 61.1 | 17,892 | 51.6 |
| Asian/Pacific Islander | 45 | 0.7 | 187 | 0.8 | 312 | 0.9 |
| American Indian/Alaska Native | 20 | 0.3 | 31 | 0.1 | 37 | 0.1 |
| Other | 14 | 0.2 | 14 | 0.1 | 14 | 0.1 |
| Multiple races | 14 | 0.2 | 99 | 0.4 | 159 | 0.5 |
| Hispanic or Latino (any race) | 33 | 0.5 | 350 | 1.4 | 703 | 2.0 |
| EDUCATION BY SEX | | | | | | |
| Males (25+ years) | 2,040 | 100.0 | 7,143 | 100.0 | 10,420 | 100.0 |
| Less than high school | 395 | 19.4 | 2,339 | 32.7 | 3,149 | 30.2 |
| High school graduate | 513 | 25.1 | 1,940 | 27.2 | 2,878 | 27.6 |
| Some college | 328 | 16.1 | 1,266 | 17.7 | 2,084 | 20.0 |
| College graduate | 600 | 29.4 | 1,157 | 16.2 | 1,657 | 15.9 |
| Graduate or professional degree | 204 | 10.0 | 441 | 6.2 | 652 | 6.3 |
| Females (25+ years) | 2,692 | 100.0 | 9,677 | 100.0 | 13,137 | 100.0 |
| Less than high school | 512 | 19.0 | 2,937 | 30.4 | 3,716 | 28.3 |
| High school graduate | 729 | 27.1 | 2,655 | 27.4 | 3,788 | 28.8 |
| Some college | 633 | 23.5 | 1,939 | 20.0 | 2,614 | 19.9 |
| College graduate | 585 | 21.7 | 1,460 | 15.1 | 1,934 | 14.7 |
| Graduate or professional degree | 233 | 8.7 | 686 | 7.1 | 1,085 | 8.3 |
| MARITAL STATUS BY SEX | | | | | | |
| Males (16+ years) | 2,368 | 100.0 | 8,546 | 100.0 | 12,549 | 100.0 |
| Married or spouse present | 1,364 | 57.6 | 3,871 | 45.3 | 6,119 | 48.8 |
| Unmarried or spouse absent | 1,004 | 42.4 | 4,675 | 54.7 | 6,430 | 51.2 |
| Never married | 620 | 26.2 | 2,452 | 28.7 | 3,460 | 27.6 |
| Separated/divorced | 126 | 5.3 | 683 | 8.0 | 965 | 7.7 |
| Widowed | 111 | 4.7 | 396 | 4.6 | 477 | 3.8 |
| Spouse Absent/other | 147 | 6.2 | 1,144 | 13.4 | 1,528 | 12.2 |
| Females (16+ years) | 3,080 | 100.0 | 11,208 | 100.0 | 15,191 | 100.0 |
| Married or spouse present | 1,384 | 44.9 | 3,816 | 34.0 | 5,979 | 39.4 |
| Unmarried or spouse absent | 1,696 | 55.1 | 7,392 | 66.0 | 9,212 | 60.6 |
| Never married | 736 | 23.9 | 3,104 | 27.7 | 3,719 | 24.5 |
| Separated/divorced | 281 | 9.1 | 1,157 | 10.3 | 1,628 | 10.7 |
| Widowed | 533 | 17.3 | 2,058 | 18.4 | 2,532 | 16.7 |
| Spouse absent/other | 146 | 4.7 | 1,073 | 9.6 | 1,333 | 8.8 |



Produced for Gram Spear
by BuyDemographics.com
April 5, 2010

This report was generated using data from government sources deemed reliable. We cannot assume responsibility for its accuracy.

2422 N Heritage St
Kinston, North Carolina 28501

Perry Management
518 Plaza Blvd
Kinston, NC 28501
252-523-5107

Census 2000 Full Report

| | 1 MILE | % | 3 MILE | % | 5 MILE | % |
|--------------------------------|-----------------|--------------|-----------------|--------------|-----------------|--------------|
| Total Households | 2,809 | 100.0 | 10,170 | 100.0 | 14,175 | 100.0 |
| HOUSEHOLD TYPE | | | | | | |
| Family | 1,933 | 68.8 | 6,295 | 61.9 | 9,124 | 64.4 |
| Children under 18 present | 773 | 27.5 | 2,875 | 28.3 | 4,171 | 29.4 |
| At least one under 6 years | 128 | 4.6 | 661 | 6.5 | 1,021 | 7.2 |
| At least one 6 - 17 years | 604 | 21.5 | 2,056 | 20.2 | 3,003 | 21.2 |
| No children under 18 present | 1,160 | 41.3 | 3,420 | 33.6 | 4,953 | 34.9 |
| Non-family | 876 | 31.2 | 3,875 | 38.1 | 5,051 | 35.6 |
| HOUSEHOLD SIZE | | | | | | |
| One person | 818 | 29.1 | 3,534 | 34.7 | 4,540 | 32.0 |
| Two persons | 989 | 35.2 | 3,110 | 30.6 | 4,456 | 31.4 |
| Three persons | 508 | 18.1 | 1,761 | 17.3 | 2,514 | 17.7 |
| Four persons | 309 | 11.0 | 1,071 | 10.5 | 1,624 | 11.5 |
| Five or more persons | 185 | 6.6 | 694 | 6.8 | 1,041 | 7.3 |
| Average Household Size | 2 | | 1.2 | | 1.3 | |
| HOUSEHOLD INCOME | | | | | | |
| Less than \$10,000 | 337 | 12.0 | 2,222 | 21.8 | 2,676 | 18.9 |
| \$10,000 - \$14,999 | 213 | 7.6 | 1,023 | 10.1 | 1,209 | 8.5 |
| \$15,000 - \$19,999 | 178 | 6.3 | 712 | 7.0 | 1,035 | 7.3 |
| \$20,000 - \$24,999 | 217 | 7.7 | 813 | 8.0 | 1,166 | 8.2 |
| \$25,000 - \$29,999 | 186 | 6.6 | 760 | 7.5 | 1,152 | 8.1 |
| \$30,000 - \$34,999 | 193 | 6.9 | 641 | 6.3 | 938 | 6.6 |
| \$35,000 - \$39,999 | 137 | 4.9 | 537 | 5.3 | 781 | 5.5 |
| \$40,000 - \$49,999 | 246 | 8.8 | 928 | 9.1 | 1,386 | 9.8 |
| \$50,000 - \$59,999 | 242 | 8.6 | 612 | 6.0 | 1,006 | 7.1 |
| \$60,000 - \$74,999 | 267 | 9.5 | 692 | 6.8 | 1,015 | 7.2 |
| \$75,000 - \$99,999 | 200 | 7.1 | 516 | 5.1 | 926 | 6.5 |
| \$100,000 - \$124,999 | 121 | 4.3 | 278 | 2.7 | 358 | 2.5 |
| \$125,000 - \$149,999 | 62 | 2.2 | 129 | 1.3 | 163 | 1.1 |
| \$150,000 - \$199,999 | 93 | 3.3 | 124 | 1.2 | 166 | 1.2 |
| \$200,000 and above | 117 | 4.2 | 183 | 1.8 | 198 | 1.4 |
| Median Household Income | \$44,209 | | \$30,923 | | \$32,423 | |



Produced for Gram Spear
by BuyDemographics.com
April 5, 2010

This report was generated using data from government sources deemed reliable. We cannot assume responsibility for its accuracy.

2422 N Heritage St
Kinston, North Carolina 28501

Perry Management
518 Plaza Blvd
Kinston, NC 28501
252-523-5107

Census 2000 Full Report

| | 1 MILE | % | 3 MILE | % | 5 MILE | % |
|---|-----------------|--------------|-----------------|--------------|-----------------|--------------|
| Population 16+ in Labor Force | 2,713 | 100.0 | 8,940 | 100.0 | 13,855 | 100.0 |
| TRANSPORTATION TO WORK | | | | | | |
| Worked at home | 34 | 1.3 | 151 | 1.7 | 200 | 1.4 |
| Car/truck/van | 2,584 | 95.2 | 8,332 | 93.2 | 13,111 | 94.6 |
| Drove alone | 2,311 | 85.2 | 6,914 | 77.3 | 11,067 | 79.9 |
| Carpooled | 273 | 10.1 | 1,418 | 15.9 | 2,044 | 14.8 |
| Public transportation (incl. taxi) | 22 | 0.8 | 138 | 1.5 | 148 | 1.1 |
| Walked to work | 73 | 2.7 | 319 | 3.6 | 396 | 2.9 |
| TRAVEL TIME TO WORK | | | | | | |
| Worked Outside the Home | 2,679 | 98.7 | 8,789 | 98.3 | 13,655 | 98.6 |
| Less than 15 minutes | 1,529 | 56.4 | 4,442 | 49.7 | 6,184 | 44.6 |
| 15 - 29 minutes | 753 | 27.8 | 2,685 | 30.0 | 4,745 | 34.2 |
| 30 - 45 minutes | 160 | 5.9 | 737 | 8.2 | 1,290 | 9.3 |
| 46 - 59 minutes | 81 | 3.0 | 440 | 4.9 | 691 | 5.0 |
| 60 minutes or longer | 156 | 5.8 | 485 | 5.4 | 745 | 5.4 |
| Average Travel Time (min) | 17.0 | | 17.9 | | 18.1 | |
| Total Housing Units | 2,948 | 100.0 | 11,636 | 100.0 | 16,288 | 100.0 |
| YEAR STRUCTURE BUILT | | | | | | |
| 1995 or later | 8 | 0.3 | 166 | 1.4 | 313 | 1.9 |
| 1990 - 1994 | 76 | 2.6 | 405 | 3.5 | 1,121 | 6.9 |
| 1980 - 1989 | 73 | 2.5 | 407 | 3.5 | 765 | 4.7 |
| 1970 - 1979 | 208 | 7.1 | 1,109 | 9.5 | 1,973 | 12.1 |
| 1960 - 1969 | 433 | 14.7 | 2,011 | 17.3 | 3,304 | 20.3 |
| 1950 - 1959 | 829 | 28.1 | 2,603 | 22.4 | 3,113 | 19.1 |
| Prior to 1950 | 1,321 | 44.8 | 4,935 | 42.4 | 5,699 | 35.0 |
| Total Owner-Occupied Housing Units | 1,798 | 100.0 | 4,669 | 100.0 | 6,606 | 100.0 |
| HOME VALUE (OWNER-OCCUPIED) | | | | | | |
| Under \$25,000 | 20 | 1.1 | 202 | 4.3 | 225 | 3.4 |
| \$25,000 -- \$49,999 | 267 | 14.8 | 822 | 17.6 | 933 | 14.1 |
| \$50,000 -- \$99,999 | 806 | 44.8 | 2,302 | 49.3 | 3,383 | 51.2 |
| \$100,000 -- \$199,999 | 505 | 28.1 | 1,067 | 22.9 | 1,705 | 25.8 |
| \$200,000 -- \$299,999 | 100 | 5.6 | 145 | 3.1 | 219 | 3.3 |
| \$300,000 -- \$399,999 | 71 | 3.9 | 79 | 1.7 | 79 | 1.2 |
| \$400,000 -- \$499,999 | 17 | 0.9 | 40 | 0.9 | 40 | 0.6 |
| \$500,000 -- \$999,999 | 12 | 0.7 | 12 | 0.3 | 12 | 0.2 |
| \$1,000,000 and above | 0 | | 0 | | 10 | 0.2 |
| Median home value | \$85,353 | | \$69,532 | | \$73,592 | |



Perry Management
518 Plaza Blvd
Kinston, NC 28501
252-523-5107

2422 N Heritage St
Kinston, North Carolina 28501

Census 2000 Business Report

| | 1 MILE | % | 3 MILE | % | 5 MILE | % |
|-----------------------------------|--------------|--------------|--------------|--------------|---------------|--------------|
| Total Employees | 2,754 | 100.0 | 9,056 | 100.0 | 14,041 | 100.0 |
| Accommodation/food services | 165 | 6.0 | 517 | 5.7 | 761 | 5.4 |
| Arts/entertainment/recreation | 29 | 1.1 | 77 | 0.9 | 186 | 1.3 |
| Construction | 153 | 5.6 | 527 | 5.8 | 898 | 6.4 |
| Educational services | 328 | 11.9 | 804 | 8.9 | 1,213 | 8.6 |
| Finance/insurance | 94 | 3.4 | 224 | 2.5 | 354 | 2.5 |
| Forestry/fishing/agriculture | 59 | 2.1 | 104 | 1.1 | 245 | 1.7 |
| Health care/social assistance | 461 | 16.7 | 1,675 | 18.5 | 2,449 | 17.4 |
| Information | 34 | 1.2 | 144 | 1.6 | 187 | 1.3 |
| Manufacturing | 544 | 19.8 | 2,023 | 22.3 | 3,009 | 21.4 |
| Mining | 0 | | 9 | 0.1 | 17 | 0.1 |
| Professional/scientific/technical | 139 | 5.0 | 456 | 5.0 | 728 | 5.2 |
| Public administration | 123 | 4.5 | 414 | 4.6 | 707 | 5.0 |
| Real estate/rental/housing | 50 | 1.8 | 120 | 1.3 | 164 | 1.2 |
| Retail trade | 248 | 9.0 | 843 | 9.3 | 1,410 | 10.0 |
| Transportation/warehousing | 52 | 1.9 | 260 | 2.9 | 392 | 2.8 |
| Utilities | 7 | 0.3 | 13 | 0.1 | 82 | 0.6 |
| Wholesale trade | 86 | 3.1 | 266 | 2.9 | 457 | 3.3 |
| Unclassified establishments | 182 | 6.6 | 580 | 6.4 | 782 | 5.6 |



2422 N Heritage St
Kinston, North Carolina 28501

Perry Management
518 Plaza Blvd
Kinston, NC 28501
252-523-5107

**Census 2000
Zip Code Carrier Route**

| | 1 MILE | % | 3 MILE | % | 5 MILE | % |
|---------------------------------|---------------|--------------|---------------|--------------|---------------|--------------|
| Total Households | 2,809 | 100.0 | 10,170 | 100.0 | 14,175 | 100.0 |
| HOUSEHOLD SIZE | | | | | | |
| One person | 818 | 29.1 | 3,534 | 34.7 | 4,540 | 32.0 |
| Two persons | 989 | 35.2 | 3,110 | 30.6 | 4,456 | 31.4 |
| Three persons | 508 | 18.1 | 1,761 | 17.3 | 2,514 | 17.7 |
| Four persons | 309 | 11.0 | 1,071 | 10.5 | 1,624 | 11.5 |
| Five persons | 81 | 2.9 | 428 | 4.2 | 656 | 4.6 |
| Six persons | 78 | 2.8 | 197 | 1.9 | 288 | 2.0 |
| Seven or more persons | 26 | 0.9 | 69 | 0.7 | 97 | 0.7 |
| HOUSING OCCUPANCY/TENURE | | | | | | |
| Total Housing Units | 2,948 | 100.0 | 11,636 | 100.0 | 16,288 | 100.0 |
| Occupied | 2,809 | 95.3 | 10,155 | 87.3 | 14,152 | 86.9 |
| Owner occupied | 1,937 | 65.7 | 5,365 | 46.1 | 8,411 | 51.6 |
| Renter occupied | 872 | 29.6 | 4,790 | 41.2 | 5,741 | 35.2 |
| Vacant | 139 | 4.7 | 1,481 | 12.7 | 2,136 | 13.1 |



2422 N Heritage St
Kinston, North Carolina 28501

Perry Management
518 Plaza Blvd
Kinston, NC 28501
252-523-5107

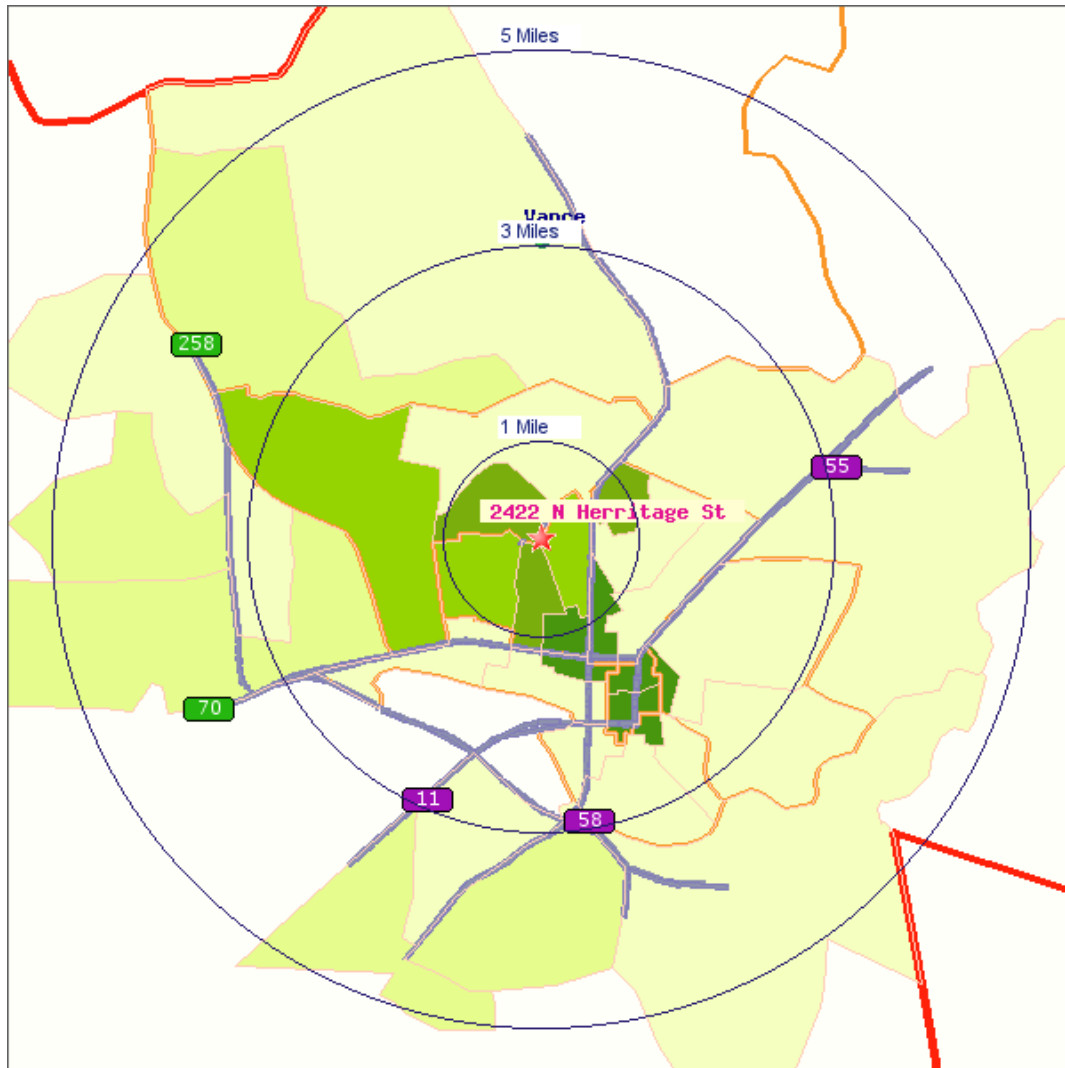
Census 2000 Consumption Report

| | ANNUAL EXPENDITURES PER HOUSEHOLD (\$) | | | AGGREGATE ANNUAL EXPENDITURES (\$000) | | |
|-------------------------------|--|--------|--------|---------------------------------------|--------|--------|
| | 1 MILE | 3 MILE | 5 MILE | 1 MILE | 3 MILE | 5 MILE |
| HOUSING | | | | | | |
| Shelter | 6,032 | 4,522 | 4,810 | 16,944 | 45,987 | 68,179 |
| Utilities | 2,111 | 1,582 | 1,683 | 5,929 | 16,092 | 23,857 |
| Household operations | 578 | 433 | 461 | 1,623 | 4,404 | 6,530 |
| Home furnishings | 407 | 305 | 324 | 1,142 | 3,100 | 4,596 |
| Home appliances | 1,314 | 985 | 1,047 | 3,690 | 10,014 | 14,847 |
| FOOD | | | | | | |
| Food away from home | 2,563 | 1,921 | 2,043 | 7,198 | 19,536 | 28,964 |
| Food at home | 1,811 | 1,357 | 1,444 | 5,086 | 13,803 | 20,465 |
| ALCOHOL AND TOBACCO | | | | | | |
| Alcoholic beverages | 313 | 235 | 250 | 879 | 2,387 | 3,538 |
| Tobacco products | 270 | 203 | 216 | 760 | 2,062 | 3,057 |
| APPAREL | | | | | | |
| Apparel | 1,572 | 1,178 | 1,253 | 4,415 | 11,983 | 17,765 |
| TRANSPORTATION | | | | | | |
| New cars/trucks | 2,898 | 2,173 | 2,311 | 8,141 | 22,095 | 32,758 |
| Gas/motor oils | 1,094 | 820 | 872 | 3,073 | 8,341 | 12,366 |
| Financing/insurance | 1,930 | 1,447 | 1,539 | 5,421 | 14,714 | 21,814 |
| Public transportation | 361 | 271 | 288 | 1,015 | 2,756 | 4,086 |
| HEALTH AND MEDICAL | | | | | | |
| Health and Medical | 1,753 | 1,314 | 1,397 | 4,923 | 13,360 | 19,808 |
| FINANCIAL | | | | | | |
| Personal insurance/pension | 2,854 | 2,140 | 2,276 | 8,018 | 21,761 | 32,262 |
| Life/other personal insurance | 336 | 252 | 268 | 943 | 2,559 | 3,794 |
| Pension/other social security | 2,485 | 1,863 | 1,982 | 6,981 | 18,946 | 28,089 |
| Cash contribution | 1,010 | 757 | 805 | 2,838 | 7,701 | 11,418 |
| Entertainment | 1,578 | 1,183 | 1,258 | 4,433 | 12,032 | 17,838 |
| Miscellaneous | 655 | 491 | 522 | 1,840 | 4,995 | 7,405 |



Demographic Maps

Population Density


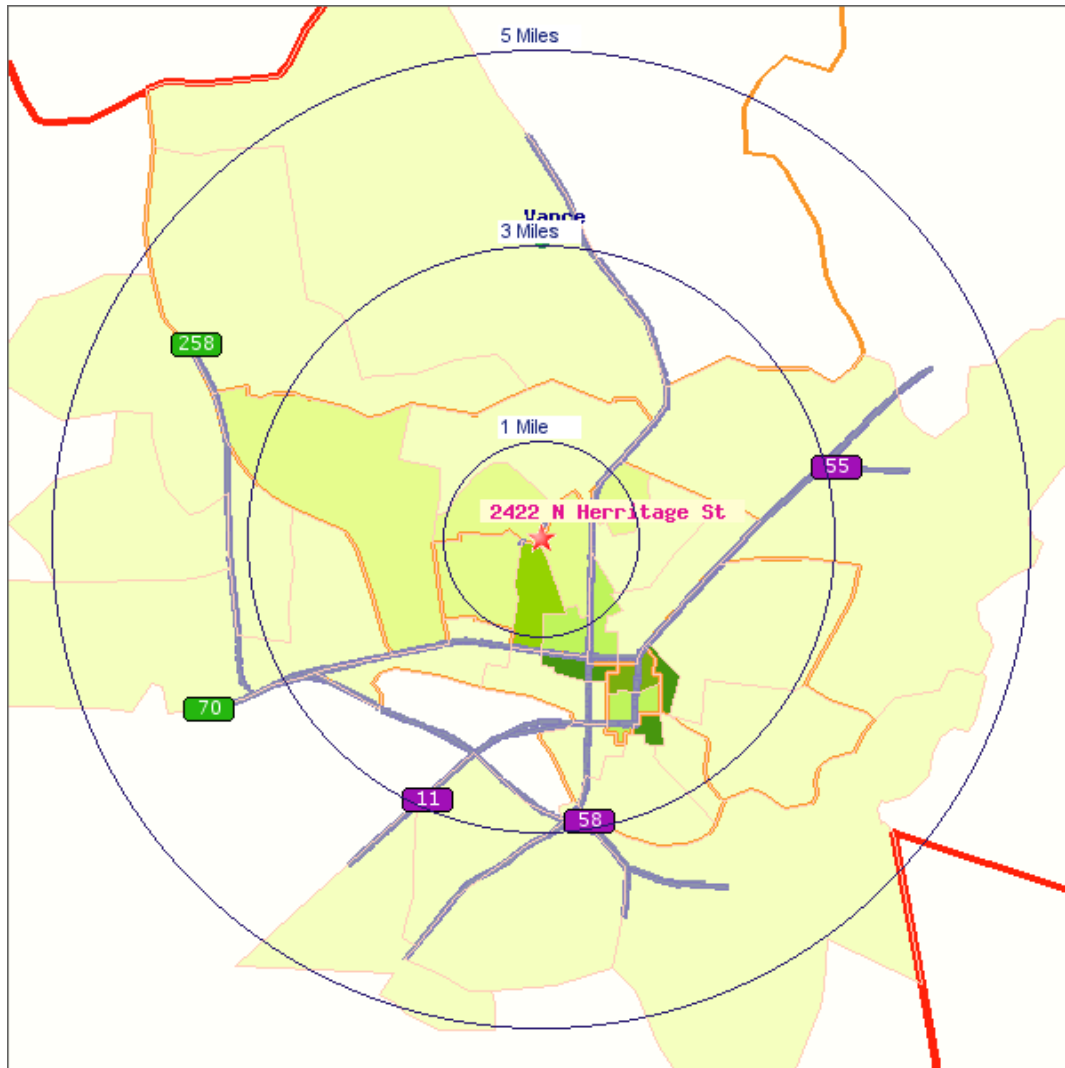


2422 N Heritage St
Kinston, North Carolina 28501



Demographic Maps

Household Density

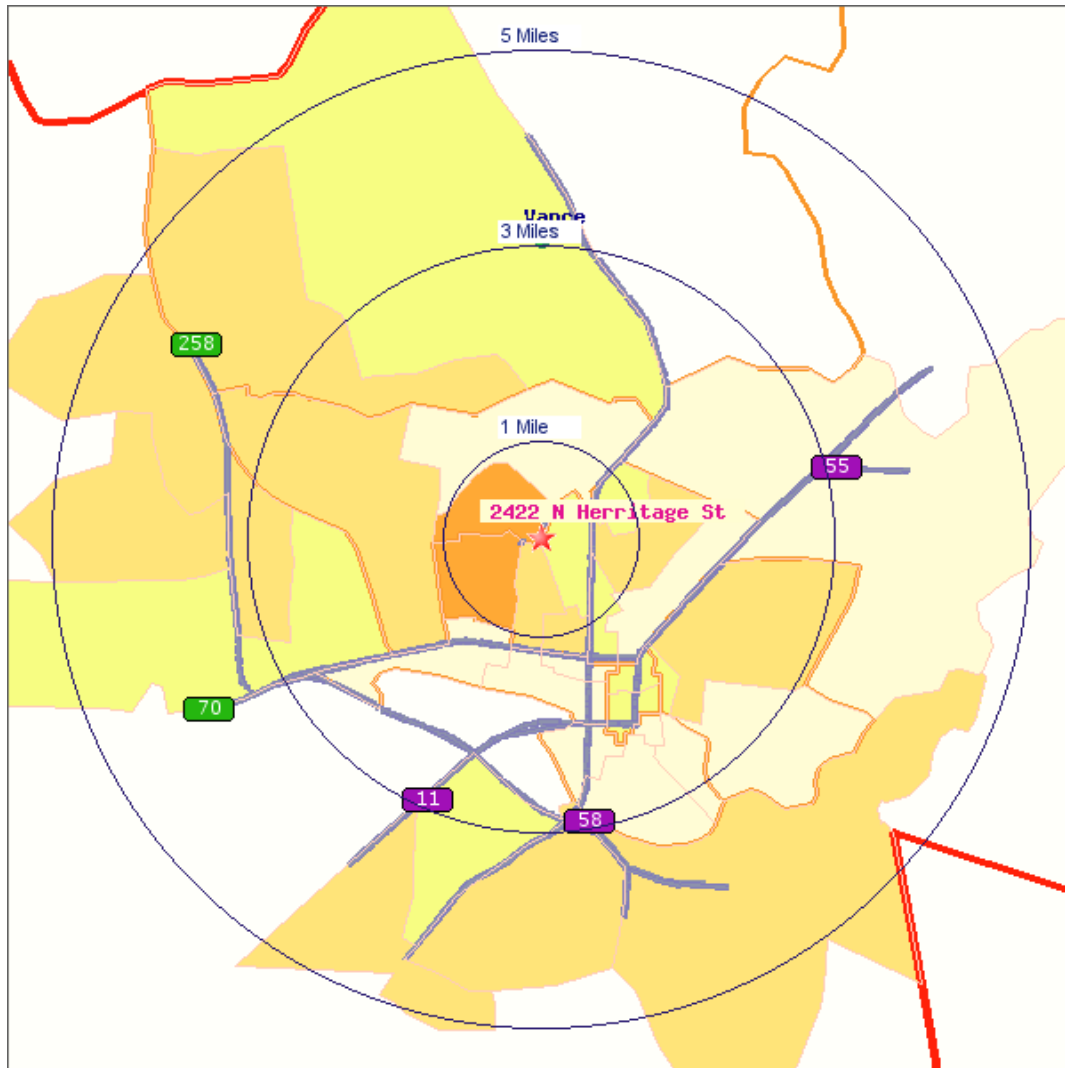









2422 N Heritage St
Kinston, North Carolina 28501



Demographic Maps

Median Annual Household Income

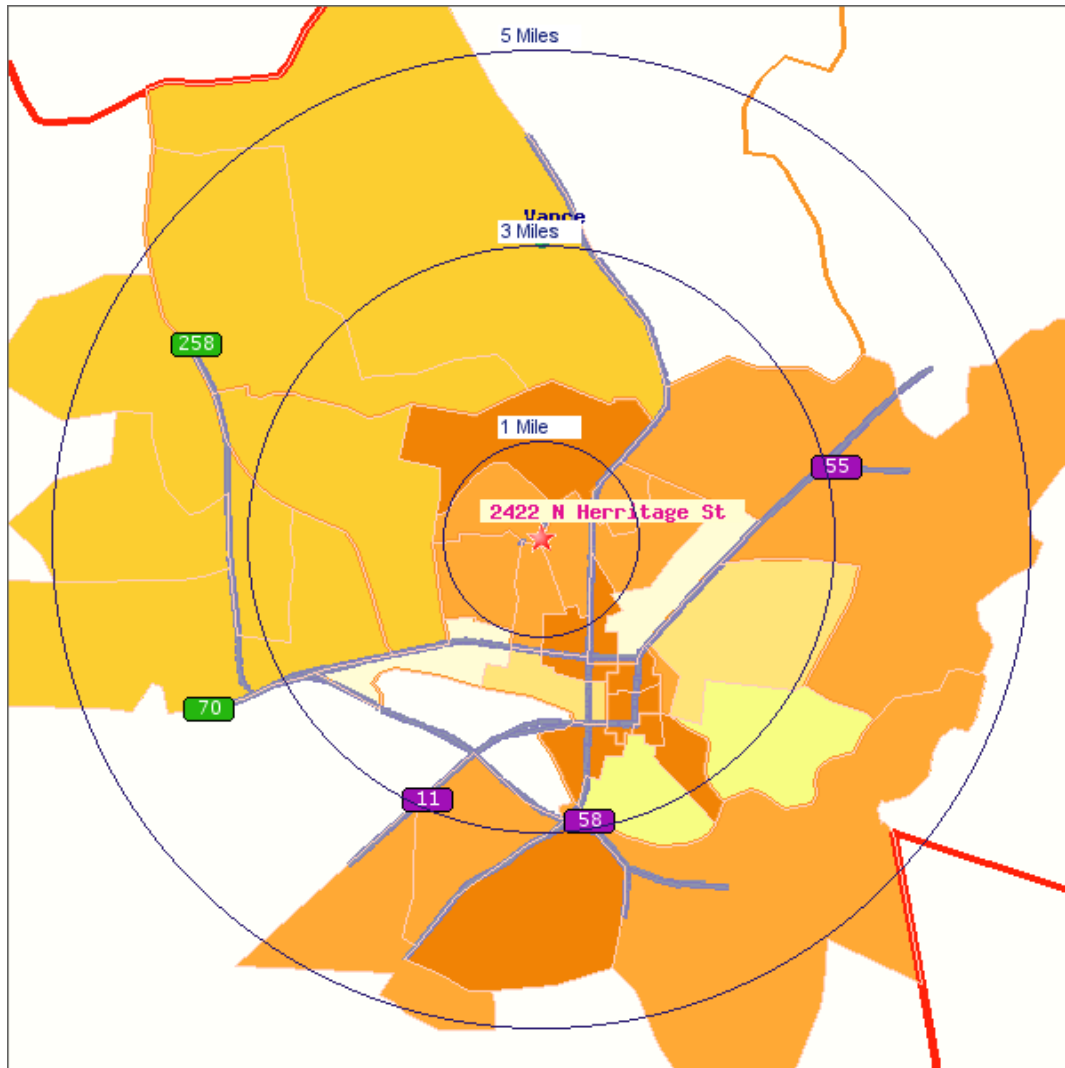








-  Below \$10,000
-  \$10,000 to \$30,000
-  \$30,000 to \$50,000
-  \$50,000 to \$75,000
-  \$75,000 to \$100,000
-  \$100,000 to \$200,000
-  Above \$200,000

2422 N Heritage St
Kinston, North Carolina 28501



Age Of Structures



-  1995 to March 2000
-  1990 to 1994
-  1980 to 1989
-  1970 to 1979
-  1950 to 1969
-  1949 or Earlier

2422 N Heritage St
Kinston, North Carolina 28501



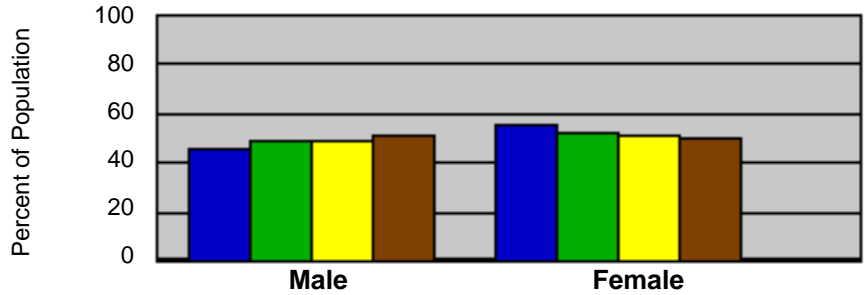

Perry Management
 518 Plaza Blvd
 Kinston, NC 28501
 252-523-5107

2422 N Heritage St
 Kinston, North Carolina 28501

Comparison Chart

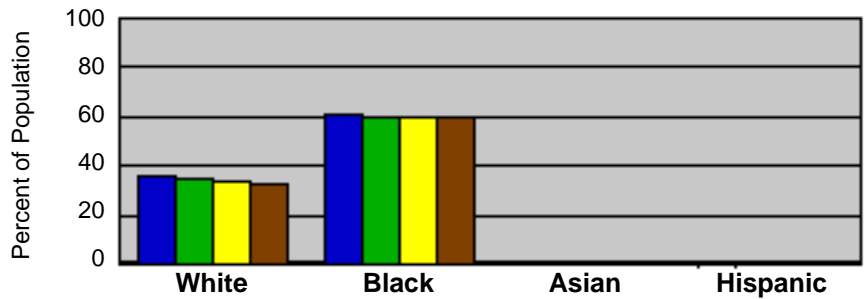

Population Composition by Selected Groups (2000 - 2014)

Sex



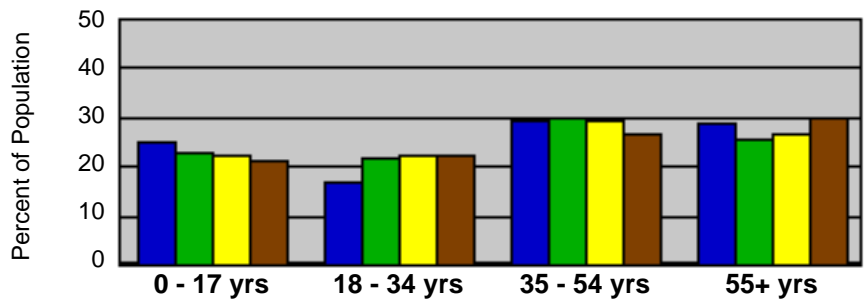

| | Male | Female |
|-------------|------|--------|
| Census 2000 | 45.0 | 55.0 |
| Est. 2007 | 48.3 | 51.7 |
| Est. 2009 | 49.1 | 50.9 |
| Est. 2014 | 50.6 | 49.4 |

Race/Ethnicity



| | White | Black | Asian | Hispanic |
|-------------|-------|-------|-------|----------|
| Census 2000 | 36.2 | 61.1 | 0.8 | 0.5 |
| Est. 2007 | 34.2 | 59.8 | 0.8 | 0.6 |
| Est. 2009 | 33.7 | 59.6 | 0.8 | 0.6 |
| Est. 2014 | 32.6 | 59.6 | 0.8 | 0.6 |

Age



| | 0 - 17 yrs | 18 - 34 yrs | 35 - 54 yrs | 55+ yrs |
|-------------|------------|-------------|-------------|---------|
| Census 2000 | 25.1 | 16.9 | 29.5 | 28.5 |
| Est. 2007 | 23.0 | 21.8 | 29.9 | 25.3 |
| Est. 2009 | 22.4 | 22.0 | 29.1 | 26.4 |
| Est. 2014 | 21.4 | 22.2 | 26.7 | 29.6 |



Produced for Gram Spear
 by BuyDemographics.com
 April 5, 2010

This report was generated using data from government sources deemed reliable. We cannot assume responsibility for its accuracy.