

---

# Demographics Booklet

REPORTS • MAPS • CHARTS

1201 W Vernon Ave  
Kinston, North Carolina 28501

---

Perry Management  
518 Plaza Blvd

## Population, 2007

1 mi: 7,902  
3 mi: 26,745  
5 mi: 37,986

Latitude  
N 35.270325

Longitude  
W 77.596621

## Households, 2007

1 mi: 3,579  
3 mi: 11,041  
5 mi: 15,295

## Table Of Contents

### DEMOGRAPHIC REPORTS

---

<b>Summary Report (2000 Census)</b>	<b>1</b>
Demographic Projections Report (est. 2007, 2009, 2014)	3
<b>Full Report (2000 Census)</b>	<b>6</b>
Business Report (2000 Census)	10
Zip Code Carrier Route Report	11
Consumer Expenditure Report (2000 Census)	12

### DEMOGRAPHIC MAPS

---

Population Density	13
Household Density	14
Household Income	15
Age of Structures	16

### DEMOGRAPHIC CHARTS

---

Population Composition by Selected Groups (2000 -2014)	17
--	----



1201 W Vernon Ave  
Kinston, North Carolina 28501

Perry Management  
518 Plaza Blvd  
Kinston, NC 28501  
252-523-5107

## Census 2000 Summary Report

	1 MILE	%	3 MILE	%	5 MILE	%
<b>Total Population</b>	<b>7,290</b>	<b>100.0</b>	<b>24,587</b>	<b>100.0</b>	<b>34,835</b>	<b>100.0</b>
<b>SEX</b>						
Male	3,073	42.2	11,024	44.8	16,263	46.7
Female	4,217	57.8	13,563	55.2	18,572	53.3
<b>AGE</b>						
Under 18 years	1,504	20.6	5,959	24.2	8,603	24.7
18 - 34 years	995	13.6	4,303	17.5	6,344	18.2
35 - 54 years	2,180	29.9	7,190	29.2	10,590	30.4
55 years and older	2,611	35.8	7,135	29.0	9,298	26.7
<b>Median Age (Years)</b>	<b>44.7</b>		<b>40.7</b>		<b>39.7</b>	
<b>RACE/ETHNICITY</b>						
White	3,733	51.2	9,252	37.6	15,716	45.1
Black or African American	3,253	44.6	14,588	59.3	17,854	51.3
Asian/Pacific Islander	24	0.3	210	0.9	306	0.9
American Indian/Alaska Native	11	0.2	25	0.1	31	0.1
Some other race	50	0.7	102	0.4	164	0.5
Hispanic or Latino (of any race)	219	3.0	410	1.7	764	2.2
<b>EDUCATION</b>						
<b>Population (25+ years)</b>	<b>5,455</b>	<b>100.0</b>	<b>16,846</b>	<b>100.0</b>	<b>23,536</b>	<b>100.0</b>
Less than high school	1,492	27.4	5,314	31.5	6,865	29.2
High school graduate	1,459	26.7	4,613	27.4	6,715	28.5
Some college	1,112	20.4	3,166	18.8	4,702	20.0
College graduate	965	17.7	2,652	15.7	3,548	15.1
Graduate or professional degree	427	7.8	1,101	6.5	1,706	7.2
<b>MARITAL STATUS</b>						
<b>Population (16+ years)</b>	<b>6,126</b>	<b>100.0</b>	<b>19,707</b>	<b>100.0</b>	<b>27,812</b>	<b>100.0</b>
Married male	1,820	29.7	6,012	30.5	9,034	32.5
Unmarried male	683	11.1	2,523	12.8	3,519	12.7
Married female	2,936	47.9	8,100	41.1	11,453	41.2
Unmarried female	687	11.2	3,072	15.6	3,806	13.7



1201 W Vernon Ave  
Kinston, North Carolina 28501

Perry Management  
518 Plaza Blvd  
Kinston, NC 28501  
252-523-5107

## Census 2000 Summary Report

	1 MILE	%	3 MILE	%	5 MILE	%
<b>Total Households</b>	<b>3,324</b>	<b>100.0</b>	<b>10,254</b>	<b>100.0</b>	<b>14,204</b>	<b>100.0</b>
<b>HOUSEHOLD TYPE</b>						
Family	1,770	53.2	6,259	61.0	9,193	64.7
Male head of household	1,116	33.6	3,651	35.6	5,774	40.7
Female head of household	654	19.7	2,608	25.4	3,419	24.1
Children under 18 present	1,057	31.8	3,401	33.2	4,954	34.9
No children under 18 present	713	21.5	2,858	27.9	4,239	29.8
Non-family	1,554	46.8	3,995	39.0	5,011	35.3
<b>HOUSEHOLD SIZE</b>						
One person	1,458	43.9	3,619	35.3	4,480	31.5
Male	392	11.8	1,244	12.1	1,676	11.8
Female	1,066	32.1	2,375	23.2	2,804	19.7
Two persons	957	28.8	3,124	30.5	4,503	31.7
Three persons	432	13.0	1,771	17.3	2,561	18.0
Four persons	292	8.8	1,038	10.1	1,641	11.6
Five or more persons	185	5.6	702	6.8	1,019	7.2
<b>Average Household Size</b>	<b>1</b>		<b>1.1</b>		<b>1.3</b>	
<b>HOUSEHOLD INCOME</b>						
Under \$15,000	1,067	32.1	3,343	32.6	3,881	27.3
\$15,000 - \$29,999	671	20.2	2,334	22.8	3,375	23.8
\$30,000 - \$49,999	693	20.8	2,070	20.2	3,176	22.4
\$50,000 - \$79,999	463	13.9	1,223	11.9	2,020	14.2
\$80,000 - \$99,999	122	3.7	531	5.2	893	6.3
\$100,000 and above	308	9.3	753	7.3	859	6.0
<b>Median household income</b>	<b>\$32,015</b>		<b>\$30,424</b>		<b>\$32,172</b>	
<b>HOUSING OCCUPANCY/TENURE</b>						
<b>Total Housing Units</b>	<b>3,531</b>	<b>100.0</b>	<b>12,043</b>	<b>100.0</b>	<b>16,441</b>	<b>100.0</b>
Occupied	3,272	92.7	10,236	85.0	14,169	86.2
Owner occupied	1,789	50.7	5,327	44.2	8,442	51.3
Renter occupied	1,483	42.0	4,909	40.8	5,727	34.8
Vacant	259	7.3	1,807	15.0	2,272	13.8



1201 W Vernon Ave  
Kinston, North Carolina 28501

Perry Management  
518 Plaza Blvd  
Kinston, NC 28501  
252-523-5107

## Demographic Projections Report

1 MILE RADIUS	2000	Est. 2007	Est. 2009	Est. 2014	Index (Year 2000 = 100)		
					2007	2009	2014
<b>Total Population</b>	<b>7,290</b>	<b>7,902</b>	<b>8,016</b>	<b>8,252</b>	<b>108</b>	<b>110</b>	<b>113</b>
<b>SEX</b>							
Male	3,073	3,587	3,701	3,937	117	120	128
Female	4,217	4,315	4,315	4,315	102	102	102
<b>AGE</b>							
Under 18 years	1,504	1,818	1,794	1,769	121	119	118
18 - 34 years	995	1,724	1,766	1,829	173	177	184
35 - 54 years	2,180	2,360	2,335	2,207	108	107	101
55 years and older	2,611	2,000	2,120	2,446	77	81	94
<b>RACE/ETHNICITY</b>							
White	3,733	3,838	3,839	3,835	103	103	103
Black or African American	3,253	3,463	3,506	3,617	106	108	111
American Indian/Alaska Native	11	12	12	12	107	108	112
Asian/Pacific Islander	24	26	27	28	110	113	119
Hispanic or Latino (of any race)	91	109	114	127	120	126	139
<b>HOUSEHOLD TYPE</b>							
Family	2,343	2,506	2,549	2,662	107	109	114
Non-family	981	1,073	1,098	1,143	109	112	117
<b>Total Family Households</b>	<b>2,343</b>	<b>2,506</b>	<b>2,549</b>	<b>2,662</b>	<b>107</b>	<b>109</b>	<b>114</b>
<b>FAMILY INCOME</b>							
Less than \$10000	380	448	405	511	118	106	134
\$10000 to \$14999	302	349	333	369	116	110	122
\$15000 to \$24999	284	325	317	350	114	111	123
\$25000 to \$34999	273	289	293	300	106	107	110
\$35000 to \$49999	224	243	245	258	108	109	115
\$50000 to \$99999	407	412	443	423	101	109	104
\$100,000 and above	472	439	514	450	93	109	95



Produced for Gram Spear  
by BuyDemographics.com  
September 11, 2009

This report was generated using data from government sources deemed reliable. We cannot assume responsibility for its accuracy.

1201 W Vernon Ave  
Kinston, North Carolina 28501

Perry Management  
518 Plaza Blvd  
Kinston, NC 28501  
252-523-5107

## Demographic Projections Report

3 MILE RADIUS	2000	Est. 2007	Est. 2009	Est. 2014	Index (Year 2000 = 100)		
					2007	2009	2014
<b>Total Population</b>	<b>24,587</b>	<b>26,745</b>	<b>27,151</b>	<b>27,999</b>	<b>109</b>	<b>110</b>	<b>114</b>
<b>SEX</b>							
Male	11,024	12,866	13,272	14,120	117	120	128
Female	13,563	13,879	13,879	13,879	102	102	102
<b>AGE</b>							
Under 18 years	5,959	6,153	6,078	6,003	103	102	101
18 - 34 years	4,303	5,833	5,982	6,207	136	139	144
35 - 54 years	7,190	7,989	7,909	7,490	111	110	104
55 years and older	7,135	6,770	7,181	8,299	95	101	116
<b>RACE/ETHNICITY</b>							
White	9,252	9,513	9,515	9,504	103	103	103
Black or African American	14,588	15,528	15,724	16,220	106	108	111
American Indian/Alaska Native	25	27	27	28	107	108	112
Asian/Pacific Islander	210	231	237	249	110	113	119
Hispanic or Latino (of any race)	175	210	220	243	120	126	139
<b>HOUSEHOLD TYPE</b>							
Family	7,229	7,732	7,864	8,213	107	109	114
Non-family	3,025	3,309	3,387	3,527	109	112	117
<b>Total Family Households</b>	<b>7,229</b>	<b>7,732</b>	<b>7,864</b>	<b>8,213</b>	<b>107</b>	<b>109</b>	<b>114</b>
<b>FAMILY INCOME</b>							
Less than \$10000	1,174	1,382	1,248	1,577	118	106	134
\$10000 to \$14999	931	1,078	1,028	1,139	116	110	122
\$15000 to \$24999	877	1,002	977	1,080	114	111	123
\$25000 to \$34999	843	892	903	927	106	107	110
\$35000 to \$49999	692	751	755	797	108	109	115
\$50000 to \$99999	1,255	1,272	1,366	1,307	101	109	104
\$100,000 and above	1,457	1,355	1,586	1,387	93	109	95



Produced for Gram Spear  
by BuyDemographics.com  
September 11, 2009

This report was generated using data from government sources deemed reliable. We cannot assume responsibility for its accuracy.

1201 W Vernon Ave  
Kinston, North Carolina 28501

Perry Management  
518 Plaza Blvd  
Kinston, NC 28501  
252-523-5107

## Demographic Projections Report

5 MILE RADIUS	2000	Est. 2007	Est. 2009	Est. 2014	Index (Year 2000 = 100)		
					2007	2009	2014
<b>Total Population</b>	<b>34,835</b>	<b>37,986</b>	<b>38,584</b>	<b>39,834</b>	<b>109</b>	<b>111</b>	<b>114</b>
<b>SEX</b>							
Male	16,263	18,981	19,579	20,829	117	120	128
Female	18,572	19,005	19,005	19,005	102	102	102
<b>AGE</b>							
Under 18 years	8,603	8,739	8,638	8,541	102	100	99
18 - 34 years	6,344	8,285	8,502	8,831	131	134	139
35 - 54 years	10,590	11,347	11,239	10,656	107	106	101
55 years and older	9,298	9,615	10,206	11,807	103	110	127
<b>RACE/ETHNICITY</b>							
White	15,716	16,159	16,162	16,145	103	103	103
Black or African American	17,854	19,004	19,244	19,852	106	108	111
American Indian/Alaska Native	31	33	34	35	107	108	112
Asian/Pacific Islander	306	337	345	363	110	113	119
Hispanic or Latino (of any race)	330	396	414	459	120	126	139
<b>HOUSEHOLD TYPE</b>							
Family	10,014	10,711	10,894	11,377	107	109	114
Non-family	4,190	4,584	4,691	4,886	109	112	117
<b>Total Family Households</b>	<b>10,014</b>	<b>10,711</b>	<b>10,894</b>	<b>11,377</b>	<b>107</b>	<b>109</b>	<b>114</b>
<b>FAMILY INCOME</b>							
Less than \$10000	1,626	1,915	1,730	2,184	118	106	134
\$10000 to \$14999	1,290	1,494	1,424	1,577	116	110	122
\$15000 to \$24999	1,215	1,388	1,353	1,496	114	111	123
\$25000 to \$34999	1,168	1,235	1,251	1,284	106	107	110
\$35000 to \$49999	959	1,040	1,046	1,104	108	109	115
\$50000 to \$99999	1,738	1,762	1,892	1,810	101	109	104
\$100,000 and above	2,018	1,877	2,198	1,921	93	109	95



Produced for Gram Spear  
by BuyDemographics.com  
September 11, 2009

This report was generated using data from government sources deemed reliable. We cannot assume responsibility for its accuracy.

1201 W Vernon Ave  
Kinston, North Carolina 28501

Perry Management  
518 Plaza Blvd  
Kinston, NC 28501  
252-523-5107

## Census 2000 Full Report

	1 MILE	%	3 MILE	%	5 MILE	%
<b>Total Population</b>	<b>7,290</b>	<b>100.0</b>	<b>24,587</b>	<b>100.0</b>	<b>34,835</b>	<b>100.0</b>
<b>AGE</b>						
0 - 13 years	1,062	14.6	4,501	18.3	6,494	18.6
14 - 17 years	442	6.1	1,458	5.9	2,109	6.1
18 - 24 years	331	4.5	1,782	7.2	2,696	7.7
25 - 34 years	664	9.1	2,521	10.3	3,648	10.5
35 - 44 years	1,173	16.1	3,698	15.0	5,441	15.6
45 - 54 years	1,007	13.8	3,492	14.2	5,149	14.8
55 - 64 years	645	8.8	2,364	9.6	3,409	9.8
65 - 74 years	872	12.0	2,557	10.4	3,287	9.4
75 years and older	1,094	15.0	2,214	9.0	2,602	7.5
<b>Median Age (Years)</b>	<b>44.7</b>		<b>40.7</b>		<b>39.7</b>	
<b>AGE BY SEX</b>						
<b>Male</b>	<b>3,073</b>	<b>100.0</b>	<b>11,024</b>	<b>100.0</b>	<b>16,263</b>	<b>100.0</b>
0 - 13 years	499	16.2	2,296	20.8	3,428	21.1
14 - 17 years	234	7.6	743	6.7	1,128	6.9
18 - 24 years	167	5.4	790	7.2	1,334	8.2
25 - 34 years	303	9.9	1,154	10.5	1,713	10.5
35 - 44 years	566	18.4	1,771	16.1	2,565	15.8
45 - 54 years	448	14.6	1,622	14.7	2,450	15.1
55 - 64 years	268	8.7	999	9.1	1,492	9.2
65 - 74 years	277	9.0	972	8.8	1,327	8.2
75 years and older	311	10.1	677	6.1	826	5.1
<b>Median Age (Male)</b>	<b>41.0</b>		<b>37.6</b>		<b>36.3</b>	
<b>Female</b>	<b>4,217</b>	<b>100.0</b>	<b>13,563</b>	<b>100.0</b>	<b>18,572</b>	<b>100.0</b>
0 - 13 years	563	13.4	2,205	16.3	3,066	16.5
14 - 17 years	208	4.9	715	5.3	981	5.3
18 - 24 years	164	3.9	992	7.3	1,362	7.3
25 - 34 years	361	8.6	1,367	10.1	1,935	10.4
35 - 44 years	607	14.4	1,927	14.2	2,876	15.5
45 - 54 years	559	13.3	1,870	13.8	2,699	14.5
55 - 64 years	377	8.9	1,365	10.1	1,917	10.3
65 - 74 years	595	14.1	1,585	11.7	1,960	10.6
75 years and older	783	18.6	1,537	11.3	1,776	9.6
<b>Median Age (Female)</b>	<b>48.1</b>		<b>42.9</b>		<b>41.9</b>	



Perry Management  
518 Plaza Blvd  
Kinston, NC 28501  
252-523-5107

1201 W Vernon Ave  
Kinston, North Carolina 28501

## Census 2000 Full Report

	1 MILE	%	3 MILE	%	5 MILE	%
<b>Total Population</b>	<b>7,290</b>	<b>100.0</b>	<b>24,587</b>	<b>100.0</b>	<b>34,835</b>	<b>100.0</b>
<b>RACE/ETHNICITY</b>						
One race	7,021	96.3	24,089	98.0	33,921	97.4
White	3,733	51.2	9,252	37.6	15,716	45.1
Black or African American	3,253	44.6	14,588	59.3	17,854	51.3
Asian/Pacific Islander	24	0.3	210	0.9	306	0.9
American Indian/Alaska Native	11	0.2	25	0.1	31	0.1
Other	0		14	0.1	14	
Multiple races	50	0.7	88	0.4	150	0.4
Hispanic or Latino (any race)	219	3.0	410	1.7	764	2.2
<b>EDUCATION BY SEX</b>						
<b>Males (25+ years)</b>	<b>2,173</b>	<b>100.0</b>	<b>7,195</b>	<b>100.0</b>	<b>10,373</b>	<b>100.0</b>
Less than high school	597	27.5	2,386	33.2	3,189	30.7
High school graduate	493	22.7	1,925	26.8	2,862	27.6
Some college	410	18.9	1,258	17.5	2,043	19.7
College graduate	483	22.2	1,186	16.5	1,623	15.6
Graduate or professional degree	190	8.7	440	6.1	656	6.3
<b>Females (25+ years)</b>	<b>3,282</b>	<b>100.0</b>	<b>9,651</b>	<b>100.0</b>	<b>13,163</b>	<b>100.0</b>
Less than high school	895	27.3	2,928	30.3	3,676	27.9
High school graduate	966	29.4	2,688	27.9	3,853	29.3
Some college	702	21.4	1,908	19.8	2,659	20.2
College graduate	482	14.7	1,466	15.2	1,925	14.6
Graduate or professional degree	237	7.2	661	6.8	1,050	8.0
<b>MARITAL STATUS BY SEX</b>						
<b>Males (16+ years)</b>	<b>2,503</b>	<b>100.0</b>	<b>8,535</b>	<b>100.0</b>	<b>12,553</b>	<b>100.0</b>
Married or spouse present	1,211	48.4	3,853	45.1	6,110	48.7
Unmarried or spouse absent	1,292	51.6	4,682	54.9	6,443	51.3
Never married	683	27.3	2,523	29.6	3,519	28.0
Separated/divorced	192	7.7	713	8.4	977	7.8
Widowed	166	6.6	378	4.4	463	3.7
Spouse Absent/other	251	10.0	1,068	12.5	1,484	11.8
<b>Females (16+ years)</b>	<b>3,623</b>	<b>100.0</b>	<b>11,172</b>	<b>100.0</b>	<b>15,259</b>	<b>100.0</b>
Married or spouse present	1,235	34.1	3,806	34.1	5,977	39.2
Unmarried or spouse absent	2,388	65.9	7,366	65.9	9,282	60.8
Never married	687	19.0	3,072	27.5	3,806	24.9
Separated/divorced	505	13.9	1,144	10.2	1,645	10.8
Widowed	956	26.4	2,098	18.8	2,483	16.3
Spouse absent/other	240	6.6	1,052	9.4	1,348	8.8



1201 W Vernon Ave  
Kinston, North Carolina 28501

Perry Management  
518 Plaza Blvd  
Kinston, NC 28501  
252-523-5107

## Census 2000 Full Report

	1 MILE	%	3 MILE	%	5 MILE	%
<b>Total Households</b>	<b>3,324</b>	<b>100.0</b>	<b>10,254</b>	<b>100.0</b>	<b>14,204</b>	<b>100.0</b>
<b>HOUSEHOLD TYPE</b>						
Family	1,770	53.2	6,259	61.0	9,193	64.7
Children under 18 present	713	21.5	2,858	27.9	4,239	29.8
At least one under 6 years	107	3.2	705	6.9	987	6.9
At least one 6 - 17 years	597	18.0	2,017	19.7	3,086	21.7
No children under 18 present	1,057	31.8	3,401	33.2	4,954	34.9
Non-family	1,554	46.8	3,995	39.0	5,011	35.3
<b>HOUSEHOLD SIZE</b>						
One person	1,458	43.9	3,619	35.3	4,480	31.5
Two persons	957	28.8	3,124	30.5	4,503	31.7
Three persons	432	13.0	1,771	17.3	2,561	18.0
Four persons	292	8.8	1,038	10.1	1,641	11.6
Five or more persons	185	5.6	702	6.8	1,019	7.2
<b>Average Household Size</b>	<b>1</b>		<b>1.1</b>		<b>1.3</b>	
<b>HOUSEHOLD INCOME</b>						
Less than \$10,000	751	22.6	2,316	22.6	2,689	18.9
\$10,000 - \$14,999	316	9.5	1,027	10.0	1,192	8.4
\$15,000 - \$19,999	194	5.8	762	7.4	1,057	7.4
\$20,000 - \$24,999	230	6.9	815	7.9	1,180	8.3
\$25,000 - \$29,999	247	7.4	757	7.4	1,138	8.0
\$30,000 - \$34,999	225	6.8	638	6.2	949	6.7
\$35,000 - \$39,999	177	5.3	539	5.3	844	5.9
\$40,000 - \$49,999	291	8.8	893	8.7	1,383	9.7
\$50,000 - \$59,999	185	5.6	593	5.8	1,010	7.1
\$60,000 - \$74,999	278	8.4	630	6.1	1,010	7.1
\$75,000 - \$99,999	122	3.7	531	5.2	893	6.3
\$100,000 - \$124,999	106	3.2	272	2.7	345	2.4
\$125,000 - \$149,999	44	1.3	154	1.5	163	1.1
\$150,000 - \$199,999	63	1.9	144	1.4	153	1.1
\$200,000 and above	95	2.9	183	1.8	198	1.4
<b>Median Household Income</b>	<b>\$32,015</b>		<b>\$30,424</b>		<b>\$32,172</b>	



Produced for Gram Spear  
by BuyDemographics.com  
September 11, 2009

This report was generated using data from government sources deemed reliable. We cannot assume responsibility for its accuracy.

1201 W Vernon Ave  
Kinston, North Carolina 28501

Perry Management  
518 Plaza Blvd  
Kinston, NC 28501  
252-523-5107

## Census 2000 Full Report

	1 MILE	%	3 MILE	%	5 MILE	%
<b>Population 16+ in Labor Force</b>	<b>2,700</b>	<b>100.0</b>	<b>8,867</b>	<b>100.0</b>	<b>13,923</b>	<b>100.0</b>
<b>TRANSPORTATION TO WORK</b>						
Worked at home	56	2.1	137	1.5	200	1.4
Car/truck/van	2,538	94.0	8,274	93.3	13,154	94.5
Drove alone	2,096	77.6	6,860	77.4	11,127	79.9
Carpooled	442	16.4	1,414	15.9	2,027	14.6
Public transportation (incl. taxi)	25	0.9	148	1.7	148	1.1
Walked to work	81	3.0	308	3.5	421	3.0
<b>TRAVEL TIME TO WORK</b>						
Worked Outside the Home	2,644	97.9	8,730	98.5	13,723	98.6
Less than 15 minutes	1,485	55.0	4,536	51.2	6,169	44.3
15 - 29 minutes	707	26.2	2,638	29.8	4,762	34.2
30 - 45 minutes	178	6.6	733	8.3	1,337	9.6
46 - 59 minutes	126	4.7	361	4.1	684	4.9
60 minutes or longer	148	5.5	462	5.2	771	5.5
<b>Average Travel Time (min)</b>	<b>17.5</b>		<b>17.6</b>		<b>18.2</b>	
<b>Total Housing Units</b>	<b>3,531</b>	<b>100.0</b>	<b>12,043</b>	<b>100.0</b>	<b>16,441</b>	<b>100.0</b>
<b>YEAR STRUCTURE BUILT</b>						
1995 or later	8	0.2	166	1.4	373	2.3
1990 - 1994	44	1.2	471	3.9	1,202	7.3
1980 - 1989	75	2.1	435	3.6	759	4.6
1970 - 1979	428	12.1	1,110	9.2	2,075	12.6
1960 - 1969	527	14.9	2,057	17.1	3,294	20.0
1950 - 1959	477	13.5	2,621	21.8	3,148	19.1
Prior to 1950	1,972	55.8	5,183	43.0	5,590	34.0
<b>Total Owner-Occupied Housing Units</b>	<b>1,612</b>	<b>100.0</b>	<b>4,622</b>	<b>100.0</b>	<b>6,510</b>	<b>100.0</b>
<b>HOME VALUE (OWNER-OCCUPIED)</b>						
Under \$25,000	62	3.8	190	4.1	224	3.4
\$25,000 -- \$49,999	242	15.0	822	17.8	938	14.4
\$50,000 -- \$99,999	756	46.9	2,258	48.9	3,341	51.3
\$100,000 -- \$199,999	421	26.1	1,076	23.3	1,640	25.2
\$200,000 -- \$299,999	49	3.0	145	3.1	226	3.5
\$300,000 -- \$399,999	53	3.3	79	1.7	79	1.2
\$400,000 -- \$499,999	17	1.1	40	0.9	40	0.6
\$500,000 -- \$999,999	12	0.7	12	0.3	12	0.2
\$1,000,000 and above	0		0		10	0.2
<b>Median home value</b>	<b>\$76,602</b>		<b>\$68,961</b>		<b>\$72,873</b>	



1201 W Vernon Ave  
Kinston, North Carolina 28501

Perry Management  
518 Plaza Blvd  
Kinston, NC 28501  
252-523-5107

## Census 2000 Business Report

	1 MILE	%	3 MILE	%	5 MILE	%
<b>Total Employees</b>	<b>2,738</b>	<b>100.0</b>	<b>8,966</b>	<b>100.0</b>	<b>14,081</b>	<b>100.0</b>
Accommodation/food services	116	4.2	494	5.5	753	5.3
Arts/entertainment/recreation	8	0.3	88	1.0	184	1.3
Construction	150	5.5	493	5.5	878	6.2
Educational services	232	8.5	794	8.9	1,222	8.7
Finance/insurance	84	3.1	229	2.6	369	2.6
Forestry/fishing/agriculture	27	1.0	123	1.4	191	1.4
Health care/social assistance	481	17.6	1,595	17.8	2,426	17.2
Information	55	2.0	157	1.8	199	1.4
Manufacturing	567	20.7	1,987	22.2	3,072	21.8
Mining	0		9	0.1	17	0.1
Professional/scientific/technical	135	4.9	426	4.8	717	5.1
Public administration	168	6.1	412	4.6	754	5.4
Real estate/rental/housing	42	1.5	129	1.4	158	1.1
Retail trade	299	10.9	848	9.5	1,429	10.1
Transportation/warehousing	94	3.4	267	3.0	406	2.9
Utilities	7	0.3	44	0.5	80	0.6
Wholesale trade	72	2.6	276	3.1	418	3.0
Unclassified establishments	201	7.3	595	6.6	808	5.7



1201 W Vernon Ave  
Kinston, North Carolina 28501

Perry Management  
518 Plaza Blvd  
Kinston, NC 28501  
252-523-5107

**Census 2000  
Zip Code Carrier Route**

	<b>1 MILE</b>	<b>%</b>	<b>3 MILE</b>	<b>%</b>	<b>5 MILE</b>	<b>%</b>
<b>Total Households</b>	<b>3,324</b>	<b>100.0</b>	<b>10,254</b>	<b>100.0</b>	<b>14,204</b>	<b>100.0</b>
<b>HOUSEHOLD SIZE</b>						
One person	1,458	43.9	3,619	35.3	4,480	31.5
Two persons	957	28.8	3,124	30.5	4,503	31.7
Three persons	432	13.0	1,771	17.3	2,561	18.0
Four persons	292	8.8	1,038	10.1	1,641	11.6
Five persons	131	3.9	436	4.3	658	4.6
Six persons	31	0.9	197	1.9	262	1.8
Seven or more persons	23	0.7	69	0.7	99	0.7
<b>HOUSING OCCUPANCY/TENURE</b>						
<b>Total Housing Units</b>	<b>3,531</b>	<b>100.0</b>	<b>12,043</b>	<b>100.0</b>	<b>16,441</b>	<b>100.0</b>
Occupied	3,272	92.7	10,236	85.0	14,169	86.2
Owner occupied	1,789	50.7	5,327	44.2	8,442	51.3
Renter occupied	1,483	42.0	4,909	40.8	5,727	34.8
Vacant	259	7.3	1,807	15.0	2,272	13.8



1201 W Vernon Ave  
Kinston, North Carolina 28501

Perry Management  
518 Plaza Blvd  
Kinston, NC 28501  
252-523-5107


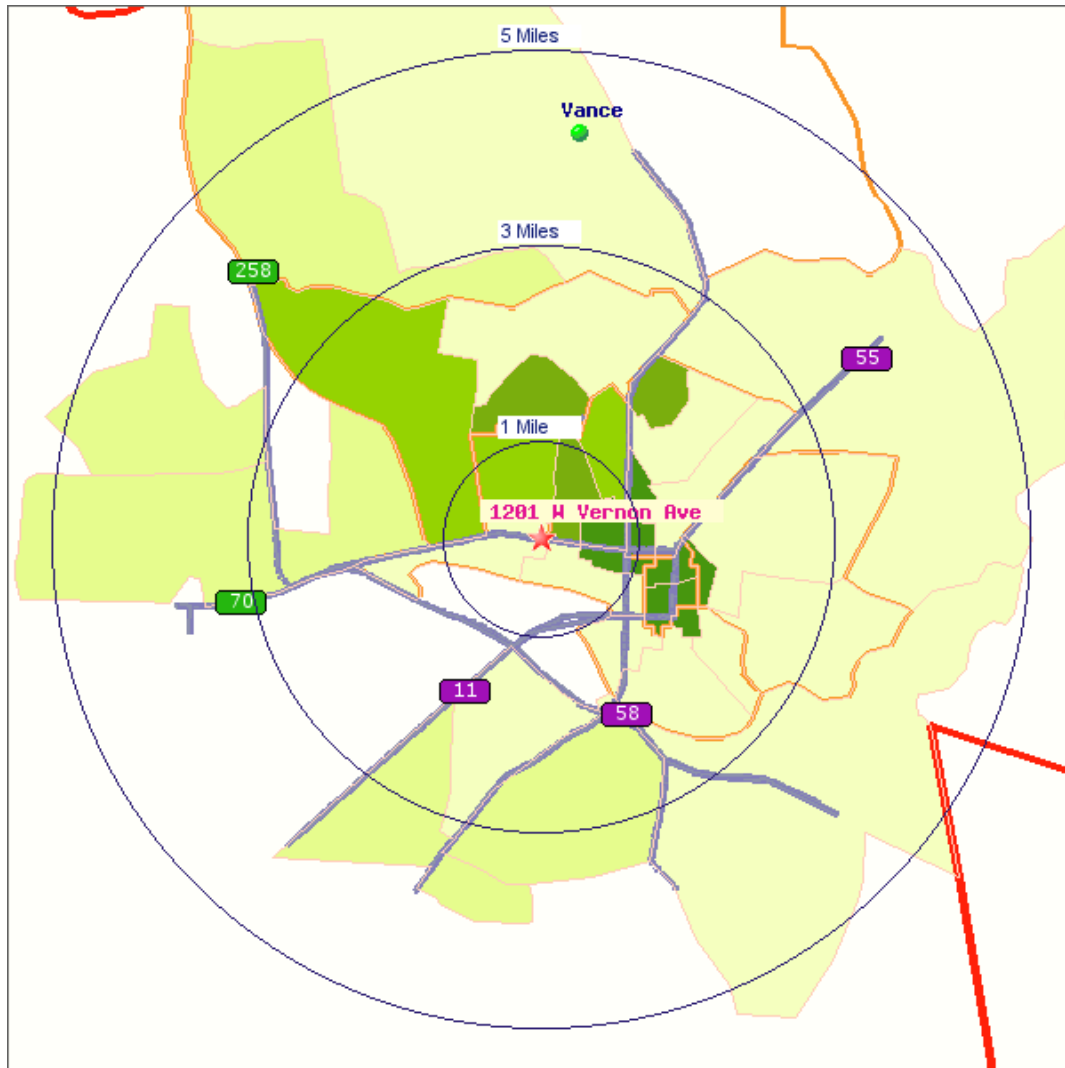
## Census 2000 Consumption Report

	ANNUAL EXPENDITURES PER HOUSEHOLD (\$)			AGGREGATE ANNUAL EXPENDITURES (\$000)		
	1 MILE	3 MILE	5 MILE	1 MILE	3 MILE	5 MILE
<b>HOUSING</b>						
Shelter	4,856	4,505	4,766	16,142	46,194	67,694
Utilities	1,699	1,576	1,668	5,649	16,164	23,687
Household operations	465	431	456	1,546	4,424	6,483
Home furnishings	327	304	321	1,088	3,114	4,564
Home appliances	1,058	981	1,038	3,515	10,059	14,741
<b>FOOD</b>						
Food away from home	2,063	1,914	2,025	6,858	19,624	28,758
Food at home	1,458	1,352	1,431	4,845	13,866	20,319
<b>ALCOHOL AND TOBACCO</b>						
Alcoholic beverages	252	234	247	838	2,397	3,513
Tobacco products	218	202	214	724	2,071	3,035
<b>APPAREL</b>						
Apparel	1,265	1,174	1,242	4,206	12,037	17,639
<b>TRANSPORTATION</b>						
New cars/trucks	2,333	2,164	2,290	7,756	22,195	32,525
Gas/motor oils	881	817	864	2,928	8,379	12,278
Financing/insurance	1,554	1,441	1,525	5,165	14,780	21,659
Public transportation	291	270	286	967	2,768	4,057
<b>HEALTH AND MEDICAL</b>						
Health and Medical	1,411	1,309	1,385	4,690	13,421	19,667
<b>FINANCIAL</b>						
Personal insurance/pension	2,298	2,132	2,255	7,638	21,859	32,032
Life/other personal insurance	270	251	265	898	2,570	3,767
Pension/other social security	2,001	1,856	1,963	6,650	19,031	27,889
Cash contribution	813	754	798	2,703	7,736	11,337
Entertainment	1,271	1,179	1,247	4,223	12,086	17,711
Miscellaneous	527	489	518	1,753	5,017	7,353



## Demographic Maps

### Population Density


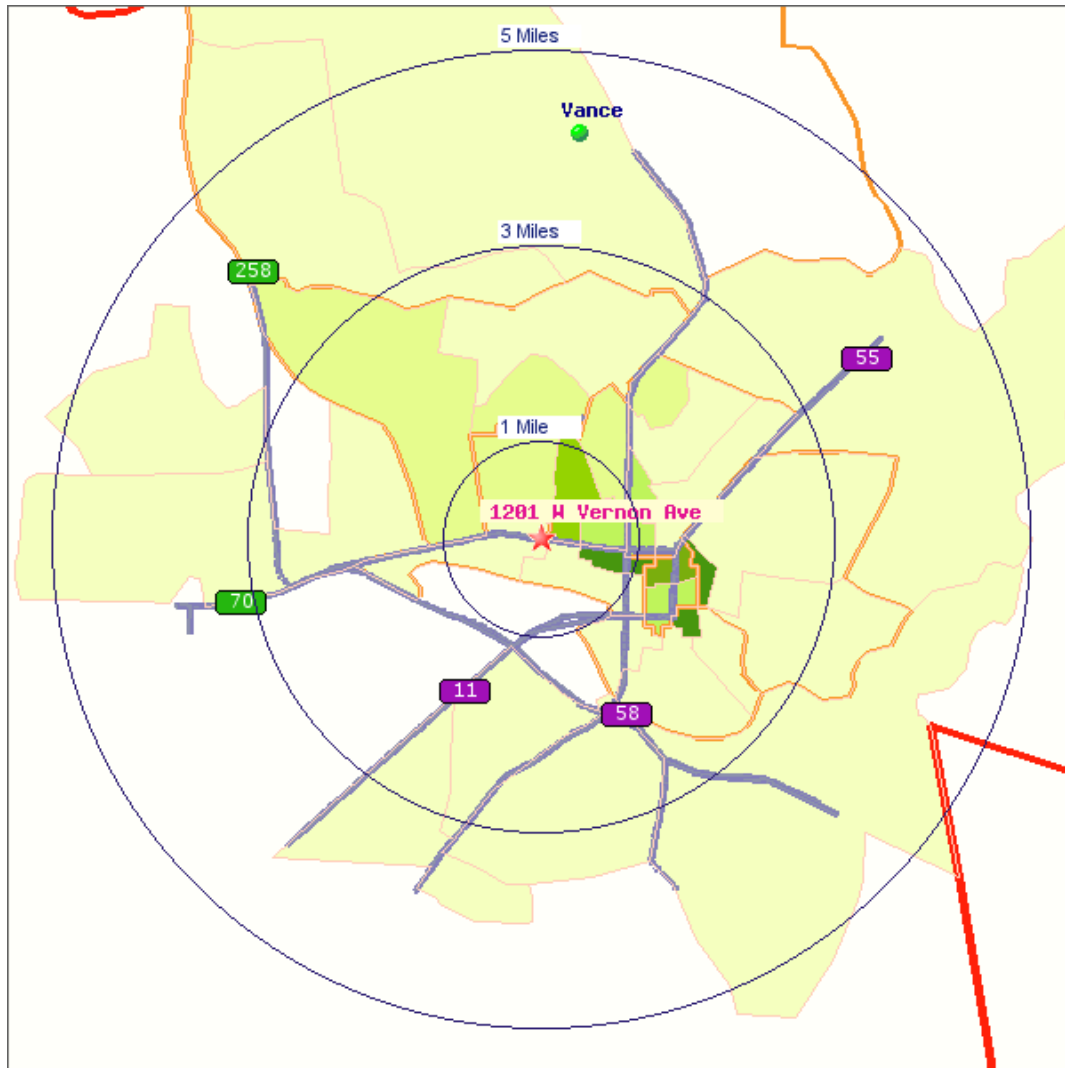


1201 W Vernon Ave  
Kinston, North Carolina 28501



## Demographic Maps

### Household Density

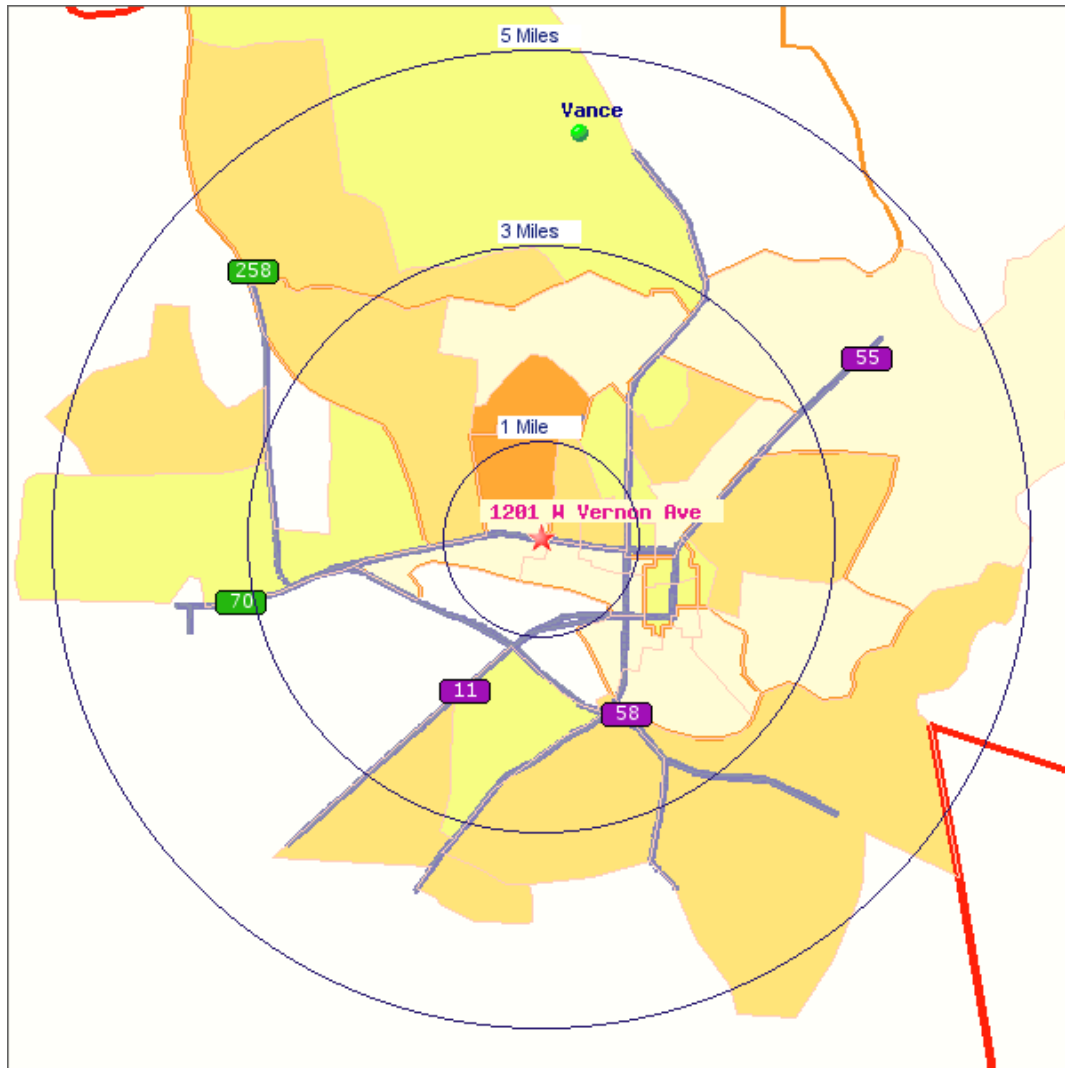









1201 W Vernon Ave  
Kinston, North Carolina 28501



## Demographic Maps

### Median Annual Household Income

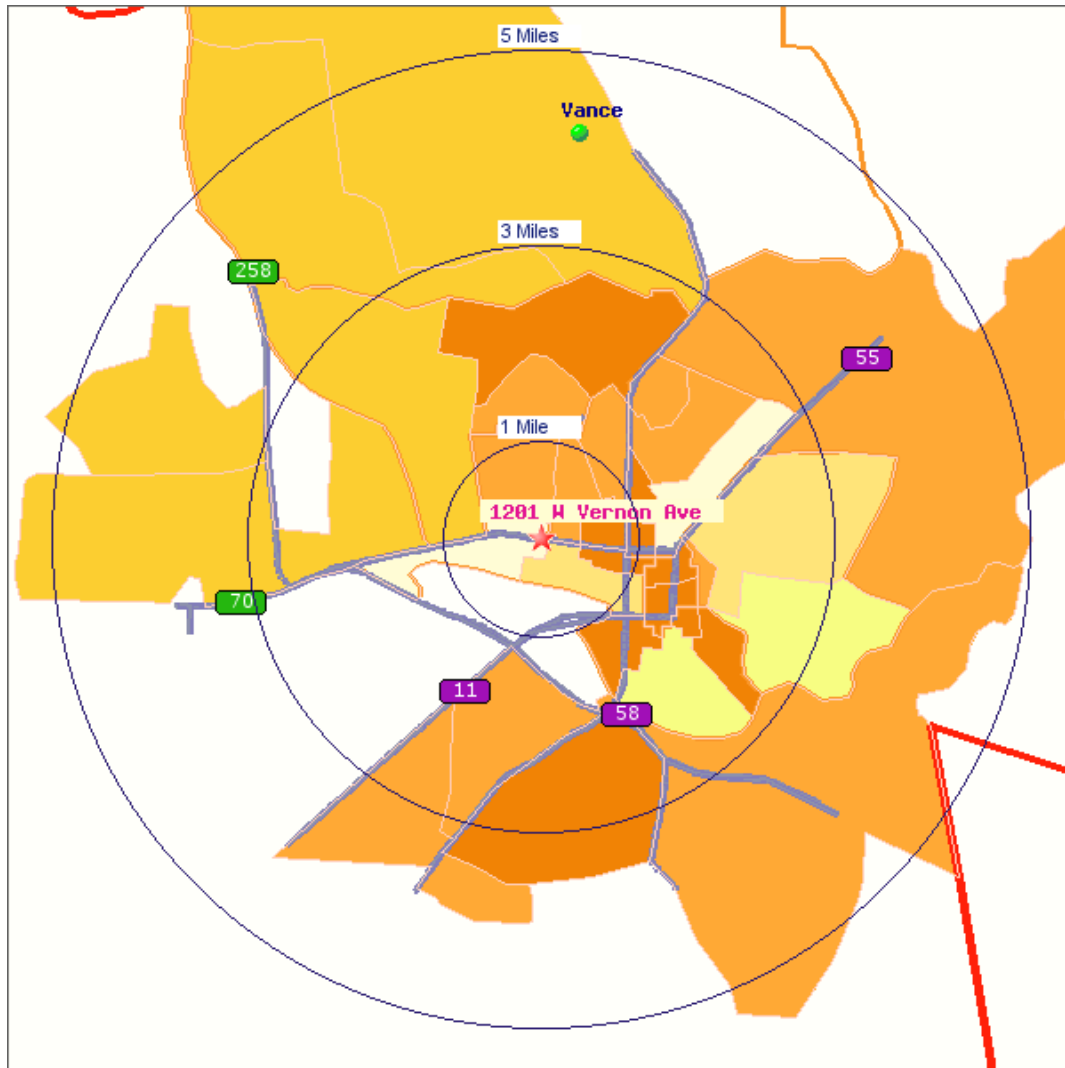


-  Below \$10,000
-  \$10,000 to \$30,000
-  \$30,000 to \$50,000
-  \$50,000 to \$75,000
-  \$75,000 to \$100,000
-  \$100,000 to \$200,000
-  Above \$200,000

1201 W Vernon Ave  
Kinston, North Carolina 28501



# Age Of Structures



- 1995 to March 2000
- 1990 to 1994
- 1980 to 1989
- 1970 to 1979
- 1950 to 1969
- 1949 or Earlier

1201 W Vernon Ave  
Kinston, North Carolina 28501



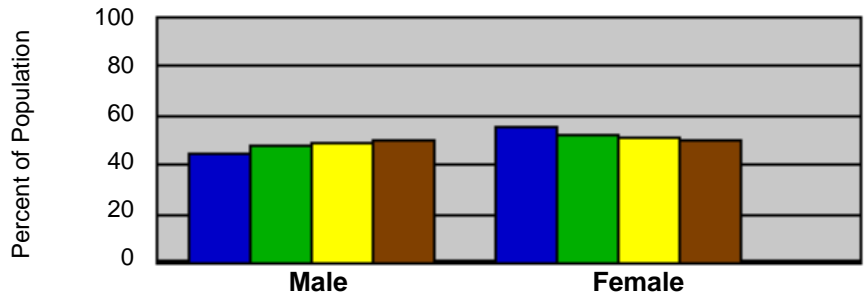

Perry Management  
 518 Plaza Blvd  
 Kinston, NC 28501  
 252-523-5107

1201 W Vernon Ave  
 Kinston, North Carolina 28501

**Comparison Chart**

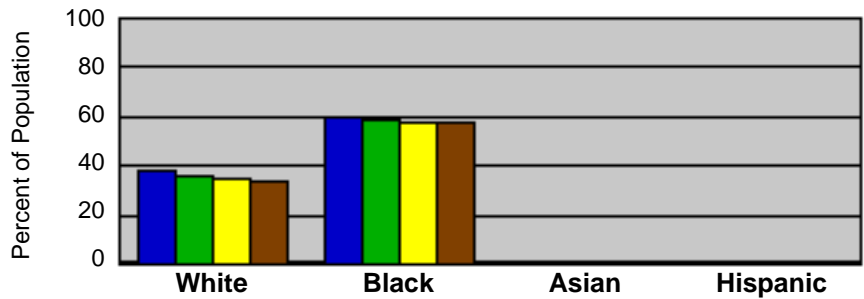

**Population Composition by Selected Groups (2000 - 2014)**

**Sex**



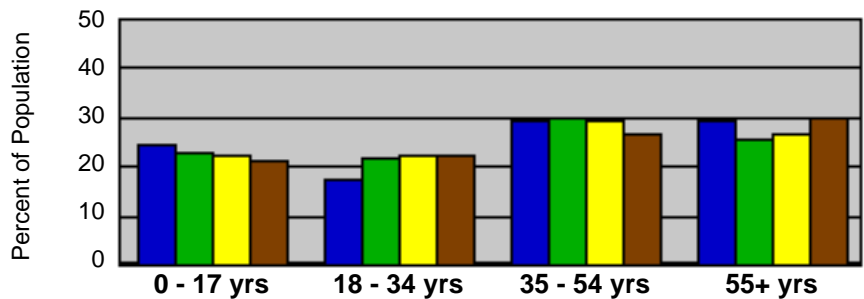

	Male	Female
Census 2000	44.8	55.2
Est. 2007	48.1	51.9
Est. 2009	48.9	51.1
Est. 2014	50.4	49.6

**Race/Ethnicity**



	White	Black	Asian	Hispanic
Census 2000	37.6	59.3	0.9	0.7
Est. 2007	35.6	58.1	0.9	0.8
Est. 2009	35.0	57.9	0.9	0.8
Est. 2014	33.9	57.9	0.9	0.9

**Age**



	0 - 17 yrs	18 - 34 yrs	35 - 54 yrs	55+ yrs
Census 2000	24.2	17.5	29.2	29.0
Est. 2007	23.0	21.8	29.9	25.3
Est. 2009	22.4	22.0	29.1	26.4
Est. 2014	21.4	22.2	26.8	29.6



Produced for Gram Spear  
 by BuyDemographics.com  
 September 11, 2009

This report was generated using data from government sources deemed reliable. We cannot assume responsibility for its accuracy.