
Demographics Booklet

REPORTS • MAPS • CHARTS

3525 S Memorial Dr
Greenville, North Carolina 27834

Perry Management
518 Plaza Blvd

Population, 2007

1 mi: 6,421
3 mi: 45,548
5 mi: 82,536

Latitude
N 35.567113

Longitude
W 77.403241

Households, 2007

1 mi: 2,280
3 mi: 19,232
5 mi: 33,525

Table Of Contents

DEMOGRAPHIC REPORTS

Summary Report (2000 Census)	1
Demographic Projections Report (est. 2007, 2009, 2014)	3
Full Report (2000 Census)	6
Business Report (2000 Census)	10
Zip Code Carrier Route Report	11
Consumer Expenditure Report (2000 Census)	12

DEMOGRAPHIC MAPS

Population Density	13
Household Density	14
Household Income	15
Age of Structures	16

DEMOGRAPHIC CHARTS

Population Composition by Selected Groups (2000 -2014)	17
--	----



3525 S Memorial Dr
Greenville, North Carolina 27834

Perry Management
518 Plaza Blvd
Kinston, NC 28501
252-523-5107

Census 2000 Summary Report

	1 MILE	%	3 MILE	%	5 MILE	%
Total Population	5,881	100.0	41,804	100.0	75,722	100.0
SEX						
Male	2,812	47.8	19,258	46.1	35,103	46.4
Female	3,069	52.2	22,546	53.9	40,619	53.6
AGE						
Under 18 years	1,244	21.2	9,605	23.0	15,528	20.5
18 - 34 years	2,679	45.6	15,351	36.7	31,158	41.1
35 - 54 years	1,362	23.2	10,968	26.2	17,960	23.7
55 years and older	596	10.1	5,880	14.1	11,076	14.6
Median Age (Years)	25.9		28.9		27.8	
RACE/ETHNICITY						
White	4,261	72.5	24,609	58.9	48,422	63.9
Black or African American	1,384	23.5	14,796	35.4	23,302	30.8
Asian/Pacific Islander	167	2.8	625	1.5	1,131	1.5
American Indian/Alaska Native	13	0.2	297	0.7	408	0.5
Some other race	32	0.5	649	1.6	980	1.3
Hispanic or Latino (of any race)	24	0.4	828	2.0	1,479	2.0
EDUCATION						
Population (25+ years)	2,954	100.0	24,788	100.0	41,782	100.0
Less than high school	152	5.1	3,200	12.9	5,571	13.3
High school graduate	419	14.2	4,897	19.8	8,294	19.9
Some college	708	24.0	5,455	22.0	8,777	21.0
College graduate	1,202	40.7	8,440	34.0	14,517	34.7
Graduate or professional degree	473	16.0	2,796	11.3	4,623	11.1
MARITAL STATUS						
Population (16+ years)	4,860	100.0	33,691	100.0	62,523	100.0
Married male	1,318	27.1	9,287	27.6	15,771	25.2
Unmarried male	950	19.5	5,957	17.7	12,860	20.6
Married female	1,488	30.6	11,374	33.8	19,311	30.9
Unmarried female	1,104	22.7	7,073	21.0	14,581	23.3



3525 S Memorial Dr
Greenville, North Carolina 27834

Perry Management
518 Plaza Blvd
Kinston, NC 28501
252-523-5107

Census 2000 Summary Report

	1 MILE	%	3 MILE	%	5 MILE	%
Total Households	2,118	100.0	17,861	100.0	31,136	100.0
HOUSEHOLD TYPE						
Family	1,258	59.4	9,929	55.6	16,530	53.1
Male head of household	839	39.6	6,297	35.3	11,045	35.5
Female head of household	419	19.8	3,632	20.3	5,485	17.6
Children under 18 present	543	25.6	4,718	26.4	8,094	26.0
No children under 18 present	715	33.8	5,211	29.2	8,436	27.1
Non-family	860	40.6	7,932	44.4	14,606	46.9
HOUSEHOLD SIZE						
One person	604	28.5	6,004	33.6	10,226	32.8
Male	261	12.3	2,393	13.4	4,387	14.1
Female	343	16.2	3,611	20.2	5,839	18.8
Two persons	714	33.7	5,865	32.8	10,594	34.0
Three persons	396	18.7	2,810	15.7	4,990	16.0
Four persons	251	11.9	2,021	11.3	3,436	11.0
Five or more persons	153	7.2	1,161	6.5	1,890	6.1
Average Household Size	1.4		1.5		1.3	
HOUSEHOLD INCOME						
Under \$15,000	299	14.1	4,096	22.9	8,159	26.2
\$15,000 - \$29,999	458	21.6	3,906	21.9	6,516	20.9
\$30,000 - \$49,999	433	20.4	3,949	22.1	6,518	20.9
\$50,000 - \$79,999	438	20.7	2,888	16.2	4,718	15.2
\$80,000 - \$99,999	242	11.4	1,430	8.0	2,516	8.1
\$100,000 and above	248	11.7	1,592	8.9	2,709	8.7
Median household income	\$45,082		\$36,556		\$35,268	
HOUSING OCCUPANCY/TENURE						
Total Housing Units	2,216	100.0	18,927	100.0	34,237	100.0
Occupied	2,131	96.2	17,926	94.7	31,143	91.0
Owner occupied	1,299	58.6	8,478	44.8	14,473	42.3
Renter occupied	832	37.5	9,448	49.9	16,670	48.7
Vacant	85	3.8	1,001	5.3	3,094	9.0



Produced for Gram Spear
by BuyDemographics.com
September 11, 2009

This report was generated using data from government sources deemed reliable. We cannot assume responsibility for its accuracy.

3525 S Memorial Dr
Greenville, North Carolina 27834

Perry Management
518 Plaza Blvd
Kinston, NC 28501
252-523-5107

Demographic Projections Report

1 MILE RADIUS	2000	Est. 2007	Est. 2009	Est. 2014	Index (Year 2000 = 100)		
					2007	2009	2014
Total Population	5,881	6,421	6,525	6,741	109	111	115
SEX							
Male	2,812	3,280	3,384	3,600	117	120	128
Female	3,069	3,141	3,141	3,141	102	102	102
AGE							
Under 18 years	1,244	1,477	1,461	1,445	119	117	116
18 - 34 years	2,679	1,401	1,438	1,494	52	54	56
35 - 54 years	1,362	1,918	1,901	1,803	141	140	132
55 years and older	596	1,625	1,726	1,998	273	290	335
RACE/ETHNICITY							
White	4,261	4,381	4,382	4,377	103	103	103
Black or African American	1,384	1,473	1,492	1,539	106	108	111
American Indian/Alaska Native	22	23	24	25	107	108	112
Asian/Pacific Islander	158	174	178	187	110	113	119
Hispanic or Latino (of any race)	6	7	8	8	120	126	139
HOUSEHOLD TYPE							
Family	1,493	1,597	1,624	1,696	107	109	114
Non-family	625	683	700	729	109	112	117
Total Family Households	1,493	1,597	1,624	1,696	107	109	114
FAMILY INCOME							
Less than \$10000	242	286	258	326	118	106	134
\$10000 to \$14999	192	223	212	235	116	110	122
\$15000 to \$24999	181	207	202	223	114	111	123
\$25000 to \$34999	174	184	187	191	106	107	110
\$35000 to \$49999	143	155	156	165	108	109	115
\$50000 to \$99999	259	263	282	270	101	109	104
\$100,000 and above	301	280	328	286	93	109	95



Produced for Gram Spear
by BuyDemographics.com
September 11, 2009

This report was generated using data from government sources deemed reliable. We cannot assume responsibility for its accuracy.

3525 S Memorial Dr
Greenville, North Carolina 27834

Perry Management
518 Plaza Blvd
Kinston, NC 28501
252-523-5107

Demographic Projections Report

3 MILE RADIUS	2000	Est. 2007	Est. 2009	Est. 2014	Index (Year 2000 = 100)		
					2007	2009	2014
Total Population	41,804	45,548	46,257	47,737	109	111	114
SEX							
Male	19,258	22,477	23,186	24,666	117	120	128
Female	22,546	23,071	23,071	23,071	102	102	102
AGE							
Under 18 years	9,605	10,478	10,355	10,235	109	108	107
18 - 34 years	15,351	9,935	10,192	10,583	65	66	69
35 - 54 years	10,968	13,606	13,474	12,770	124	123	116
55 years and older	5,880	11,529	12,235	14,149	196	208	241
RACE/ETHNICITY							
White	24,609	25,302	25,308	25,280	103	103	103
Black or African American	14,796	15,749	15,948	16,451	106	108	111
American Indian/Alaska Native	351	375	379	391	107	108	112
Asian/Pacific Islander	571	629	643	677	110	113	119
Hispanic or Latino (of any race)	507	608	636	705	120	126	139
HOUSEHOLD TYPE							
Family	12,592	13,468	13,698	14,306	107	109	114
Non-family	5,269	5,764	5,899	6,144	109	112	117
Total Family Households	12,592	13,468	13,698	14,306	107	109	114
FAMILY INCOME							
Less than \$10000	2,045	2,408	2,175	2,746	118	106	134
\$10000 to \$14999	1,622	1,878	1,791	1,983	116	110	122
\$15000 to \$24999	1,528	1,746	1,701	1,882	114	111	123
\$25000 to \$34999	1,469	1,553	1,573	1,615	106	107	110
\$35000 to \$49999	1,206	1,308	1,315	1,388	108	109	115
\$50000 to \$99999	2,186	2,215	2,379	2,276	101	109	104
\$100,000 and above	2,538	2,360	2,763	2,416	93	109	95



Produced for Gram Spear
by BuyDemographics.com
September 11, 2009

This report was generated using data from government sources deemed reliable. We cannot assume responsibility for its accuracy.

3525 S Memorial Dr
Greenville, North Carolina 27834

Perry Management
518 Plaza Blvd
Kinston, NC 28501
252-523-5107

Demographic Projections Report

5 MILE RADIUS	2000	Est. 2007	Est. 2009	Est. 2014	Index (Year 2000 = 100)		
					2007	2009	2014
Total Population	75,722	82,536	83,829	86,529	109	111	114
SEX							
Male	35,103	40,971	42,264	44,964	117	120	128
Female	40,619	41,565	41,565	41,565	102	102	102
AGE							
Under 18 years	15,528	18,987	18,766	18,552	122	121	119
18 - 34 years	31,158	18,002	18,471	19,182	58	59	62
35 - 54 years	17,960	24,655	24,419	23,147	137	136	129
55 years and older	11,076	20,891	22,173	25,647	189	200	232
RACE/ETHNICITY							
White	48,422	49,787	49,797	49,742	103	103	103
Black or African American	23,302	24,803	25,117	25,909	106	108	111
American Indian/Alaska Native	471	503	509	525	107	108	112
Asian/Pacific Islander	1,068	1,177	1,203	1,266	110	113	119
Hispanic or Latino (of any race)	890	1,068	1,117	1,237	120	126	139
HOUSEHOLD TYPE							
Family	21,951	23,478	23,879	24,939	107	109	114
Non-family	9,185	10,047	10,284	10,710	109	112	117
Total Family Households	21,951	23,478	23,879	24,939	107	109	114
FAMILY INCOME							
Less than \$10000	3,564	4,198	3,791	4,787	118	106	134
\$10000 to \$14999	2,827	3,274	3,122	3,458	116	110	122
\$15000 to \$24999	2,663	3,043	2,966	3,280	114	111	123
\$25000 to \$34999	2,561	2,708	2,743	2,815	106	107	110
\$35000 to \$49999	2,102	2,279	2,292	2,420	108	109	115
\$50000 to \$99999	3,810	3,862	4,148	3,967	101	109	104
\$100,000 and above	4,425	4,114	4,817	4,211	93	109	95



Produced for Gram Spear
by BuyDemographics.com
September 11, 2009

This report was generated using data from government sources deemed reliable. We cannot assume responsibility for its accuracy.

3525 S Memorial Dr
Greenville, North Carolina 27834

Perry Management
518 Plaza Blvd
Kinston, NC 28501
252-523-5107

Census 2000 Full Report

	1 MILE	%	3 MILE	%	5 MILE	%
Total Population	5,881	100.0	41,804	100.0	75,722	100.0
AGE						
0 - 13 years	922	15.7	7,582	18.1	12,250	16.2
14 - 17 years	322	5.5	2,023	4.8	3,278	4.3
18 - 24 years	1,683	28.6	7,411	17.7	18,412	24.3
25 - 34 years	996	16.9	7,940	19.0	12,746	16.8
35 - 44 years	679	11.5	6,131	14.7	9,925	13.1
45 - 54 years	683	11.6	4,837	11.6	8,035	10.6
55 - 64 years	374	6.4	2,651	6.3	4,505	5.9
65 - 74 years	120	2.0	1,718	4.1	3,479	4.6
75 years and older	102	1.7	1,511	3.6	3,092	4.1
Median Age (Years)	25.9		28.9		27.8	
AGE BY SEX						
Male	2,812	100.0	19,258	100.0	35,103	100.0
0 - 13 years	502	17.9	3,748	19.5	6,048	17.2
14 - 17 years	137	4.9	907	4.7	1,530	4.4
18 - 24 years	819	29.1	3,380	17.6	8,162	23.3
25 - 34 years	483	17.2	3,822	19.8	6,342	18.1
35 - 44 years	284	10.1	2,772	14.4	4,650	13.2
45 - 54 years	317	11.3	2,263	11.8	3,887	11.1
55 - 64 years	182	6.5	1,158	6.0	2,010	5.7
65 - 74 years	57	2.0	738	3.8	1,493	4.3
75 years and older	31	1.1	470	2.4	981	2.8
Median Age (Male)	24.8		28.1		27.5	
Female	3,069	100.0	22,546	100.0	40,619	100.0
0 - 13 years	420	13.7	3,834	17.0	6,202	15.3
14 - 17 years	185	6.0	1,116	4.9	1,748	4.3
18 - 24 years	864	28.2	4,031	17.9	10,250	25.2
25 - 34 years	513	16.7	4,118	18.3	6,404	15.8
35 - 44 years	395	12.9	3,359	14.9	5,275	13.0
45 - 54 years	366	11.9	2,574	11.4	4,148	10.2
55 - 64 years	192	6.3	1,493	6.6	2,495	6.1
65 - 74 years	63	2.1	980	4.3	1,986	4.9
75 years and older	71	2.3	1,041	4.6	2,111	5.2
Median Age (Female)	26.9		29.6		28.1	



Perry Management
518 Plaza Blvd
Kinston, NC 28501
252-523-5107

3525 S Memorial Dr
Greenville, North Carolina 27834

Census 2000 Full Report

	1 MILE	%	3 MILE	%	5 MILE	%
Total Population	5,881	100.0	41,804	100.0	75,722	100.0
RACE/ETHNICITY						
One race	5,825	99.0	40,373	96.6	73,338	96.9
White	4,261	72.5	24,609	58.9	48,422	63.9
Black or African American	1,384	23.5	14,796	35.4	23,302	30.8
Asian/Pacific Islander	158	2.7	571	1.4	1,068	1.4
American Indian/Alaska Native	13	0.2	297	0.7	408	0.5
Other	9	0.2	100	0.2	138	0.2
Multiple races	32	0.5	603	1.4	905	1.2
Hispanic or Latino (any race)	24	0.4	828	2.0	1,479	2.0
EDUCATION BY SEX						
Males (25+ years)	1,354	100.0	11,223	100.0	19,363	100.0
Less than high school	63	4.7	1,469	13.1	2,581	13.3
High school graduate	249	18.4	2,284	20.4	3,846	19.9
Some college	335	24.7	2,487	22.2	4,190	21.6
College graduate	523	38.6	3,687	32.9	6,621	34.2
Graduate or professional degree	184	13.6	1,296	11.5	2,125	11.0
Females (25+ years)	1,600	100.0	13,565	100.0	22,419	100.0
Less than high school	89	5.6	1,731	12.8	2,990	13.3
High school graduate	170	10.6	2,613	19.3	4,448	19.8
Some college	373	23.3	2,968	21.9	4,587	20.5
College graduate	679	42.4	4,753	35.0	7,896	35.2
Graduate or professional degree	289	18.1	1,500	11.1	2,498	11.1
MARITAL STATUS BY SEX						
Males (16+ years)	2,268	100.0	15,244	100.0	28,631	100.0
Married or spouse present	922	40.7	6,799	44.6	11,659	40.7
Unmarried or spouse absent	1,346	59.3	8,445	55.4	16,972	59.3
Never married	950	41.9	5,957	39.1	12,860	44.9
Separated/divorced	128	5.6	1,184	7.8	1,865	6.5
Widowed	14	0.6	247	1.6	451	1.6
Spouse Absent/other	254	11.2	1,057	6.9	1,796	6.3
Females (16+ years)	2,592	100.0	18,447	100.0	33,892	100.0
Married or spouse present	934	36.0	6,814	36.9	11,556	34.1
Unmarried or spouse absent	1,658	64.0	11,633	63.1	22,336	65.9
Never married	1,104	42.6	7,073	38.3	14,581	43.0
Separated/divorced	282	10.9	2,076	11.3	3,007	8.9
Widowed	123	4.7	1,386	7.5	2,576	7.6
Spouse absent/other	149	5.7	1,098	6.0	2,172	6.4



3525 S Memorial Dr
Greenville, North Carolina 27834

Perry Management
518 Plaza Blvd
Kinston, NC 28501
252-523-5107

Census 2000 Full Report

	1 MILE	%	3 MILE	%	5 MILE	%
Total Households	2,118	100.0	17,861	100.0	31,136	100.0
HOUSEHOLD TYPE						
Family	1,258	59.4	9,929	55.6	16,530	53.1
Children under 18 present	715	33.8	5,211	29.2	8,436	27.1
At least one under 6 years	215	10.2	1,473	8.2	2,217	7.1
At least one 6 - 17 years	475	22.4	3,442	19.3	5,796	18.6
No children under 18 present	543	25.6	4,718	26.4	8,094	26.0
Non-family	860	40.6	7,932	44.4	14,606	46.9
HOUSEHOLD SIZE						
One person	604	28.5	6,004	33.6	10,226	32.8
Two persons	714	33.7	5,865	32.8	10,594	34.0
Three persons	396	18.7	2,810	15.7	4,990	16.0
Four persons	251	11.9	2,021	11.3	3,436	11.0
Five or more persons	153	7.2	1,161	6.5	1,890	6.1
Average Household Size	1.4		1.5		1.3	
HOUSEHOLD INCOME						
Less than \$10,000	230	10.9	2,753	15.4	5,453	17.5
\$10,000 - \$14,999	69	3.3	1,343	7.5	2,706	8.7
\$15,000 - \$19,999	76	3.6	1,017	5.7	2,031	6.5
\$20,000 - \$24,999	209	9.9	1,462	8.2	2,234	7.2
\$25,000 - \$29,999	173	8.2	1,427	8.0	2,251	7.2
\$30,000 - \$34,999	158	7.5	1,137	6.4	1,937	6.2
\$35,000 - \$39,999	110	5.2	978	5.5	1,583	5.1
\$40,000 - \$49,999	165	7.8	1,834	10.3	2,998	9.6
\$50,000 - \$59,999	200	9.4	1,219	6.8	2,002	6.4
\$60,000 - \$74,999	238	11.2	1,669	9.3	2,716	8.7
\$75,000 - \$99,999	242	11.4	1,430	8.0	2,516	8.1
\$100,000 - \$124,999	144	6.8	791	4.4	1,274	4.1
\$125,000 - \$149,999	40	1.9	237	1.3	538	1.7
\$150,000 - \$199,999	38	1.8	192	1.1	312	1.0
\$200,000 and above	26	1.2	372	2.1	585	1.9
Median Household Income	\$45,082		\$36,556		\$35,268	



Produced for Gram Spear
by BuyDemographics.com
September 11, 2009

This report was generated using data from government sources deemed reliable. We cannot assume responsibility for its accuracy.

3525 S Memorial Dr
Greenville, North Carolina 27834

Perry Management
518 Plaza Blvd
Kinston, NC 28501
252-523-5107

Census 2000 Full Report

	1 MILE	%	3 MILE	%	5 MILE	%
Population 16+ in Labor Force	3,012	100.0	21,648	100.0	37,885	100.0
TRANSPORTATION TO WORK						
Worked at home	92	3.1	376	1.7	777	2.1
Car/truck/van	2,818	93.6	20,483	94.6	34,949	92.3
Drove alone	2,630	87.3	18,138	83.8	30,772	81.2
Carpooled	188	6.2	2,345	10.8	4,177	11.0
Public transportation (incl. taxi)	26	0.9	230	1.1	472	1.2
Walked to work	76	2.5	559	2.6	1,687	4.5
TRAVEL TIME TO WORK						
Worked Outside the Home	2,920	96.9	21,272	98.3	37,108	97.9
Less than 15 minutes	1,252	41.6	9,535	44.0	17,259	45.6
15 - 29 minutes	1,125	37.4	8,073	37.3	13,952	36.8
30 - 45 minutes	188	6.2	1,701	7.9	2,856	7.5
46 - 59 minutes	154	5.1	816	3.8	1,260	3.3
60 minutes or longer	201	6.7	1,147	5.3	1,781	4.7
Average Travel Time (min)	17.8		17.5		17.2	
Total Housing Units	2,216	100.0	18,927	100.0	34,237	100.0
YEAR STRUCTURE BUILT						
1995 or later	146	6.6	900	4.8	1,630	4.8
1990 - 1994	514	23.2	3,522	18.6	5,078	14.8
1980 - 1989	295	13.3	3,204	16.9	4,852	14.2
1970 - 1979	725	32.7	5,065	26.8	8,164	23.8
1960 - 1969	439	19.8	3,120	16.5	5,757	16.8
1950 - 1959	78	3.5	1,336	7.1	3,844	11.2
Prior to 1950	19	0.9	1,780	9.4	4,912	14.3
Total Owner-Occupied Housing Units	1,088	100.0	6,609	100.0	11,652	100.0
HOME VALUE (OWNER-OCCUPIED)						
Under \$25,000	0		14	0.2	30	0.3
\$25,000 -- \$49,999	8	0.7	319	4.8	519	4.5
\$50,000 -- \$99,999	388	35.7	2,572	38.9	4,423	38.0
\$100,000 -- \$199,999	609	56.0	2,704	40.9	5,026	43.1
\$200,000 -- \$299,999	58	5.3	700	10.6	1,162	10.0
\$300,000 -- \$399,999	17	1.6	158	2.4	260	2.2
\$400,000 -- \$499,999	0		68	1.0	90	0.8
\$500,000 -- \$999,999	8	0.7	57	0.9	115	1.0
\$1,000,000 and above	0		17	0.3	27	0.2
Median home value	\$109,512		\$115,794		\$107,607	



Perry Management
518 Plaza Blvd
Kinston, NC 28501
252-523-5107

3525 S Memorial Dr
Greenville, North Carolina 27834

Census 2000 Business Report

	1 MILE	%	3 MILE	%	5 MILE	%
Total Employees	3,024	100.0	21,977	100.0	38,655	100.0
Accommodation/food services	169	5.6	1,589	7.2	3,315	8.6
Arts/entertainment/recreation	82	2.7	289	1.3	637	1.6
Construction	123	4.1	974	4.4	1,895	4.9
Educational services	499	16.5	3,224	14.7	5,869	15.2
Finance/insurance	99	3.3	871	4.0	1,365	3.5
Forestry/fishing/agriculture	7	0.2	85	0.4	237	0.6
Health care/social assistance	489	16.2	3,968	18.1	6,339	16.4
Information	66	2.2	541	2.5	997	2.6
Manufacturing	352	11.6	2,858	13.0	4,342	11.2
Mining	0		0		15	
Professional/scientific/technical	172	5.7	1,425	6.5	2,402	6.2
Public administration	143	4.7	841	3.8	1,551	4.0
Real estate/rental/housing	67	2.2	395	1.8	591	1.5
Retail trade	443	14.6	2,684	12.2	5,288	13.7
Transportation/warehousing	50	1.7	463	2.1	886	2.3
Utilities	15	0.5	149	0.7	215	0.6
Wholesale trade	75	2.5	691	3.1	1,124	2.9
Unclassified establishments	173	5.7	930	4.2	1,587	4.1



3525 S Memorial Dr
Greenville, North Carolina 27834

Perry Management
518 Plaza Blvd
Kinston, NC 28501
252-523-5107

**Census 2000
Zip Code Carrier Route**

	1 MILE	%	3 MILE	%	5 MILE	%
Total Households	2,118	100.0	17,861	100.0	31,136	100.0
HOUSEHOLD SIZE						
One person	604	28.5	6,004	33.6	10,226	32.8
Two persons	714	33.7	5,865	32.8	10,594	34.0
Three persons	396	18.7	2,810	15.7	4,990	16.0
Four persons	251	11.9	2,021	11.3	3,436	11.0
Five persons	102	4.8	797	4.5	1,302	4.2
Six persons	51	2.4	289	1.6	411	1.3
Seven or more persons	0		75	0.4	177	0.6
HOUSING OCCUPANCY/TENURE						
Total Housing Units	2,216	100.0	18,927	100.0	34,237	100.0
Occupied	2,131	96.2	17,926	94.7	31,143	91.0
Owner occupied	1,299	58.6	8,478	44.8	14,473	42.3
Renter occupied	832	37.5	9,448	49.9	16,670	48.7
Vacant	85	3.8	1,001	5.3	3,094	9.0



3525 S Memorial Dr
Greenville, North Carolina 27834

Perry Management
518 Plaza Blvd
Kinston, NC 28501
252-523-5107

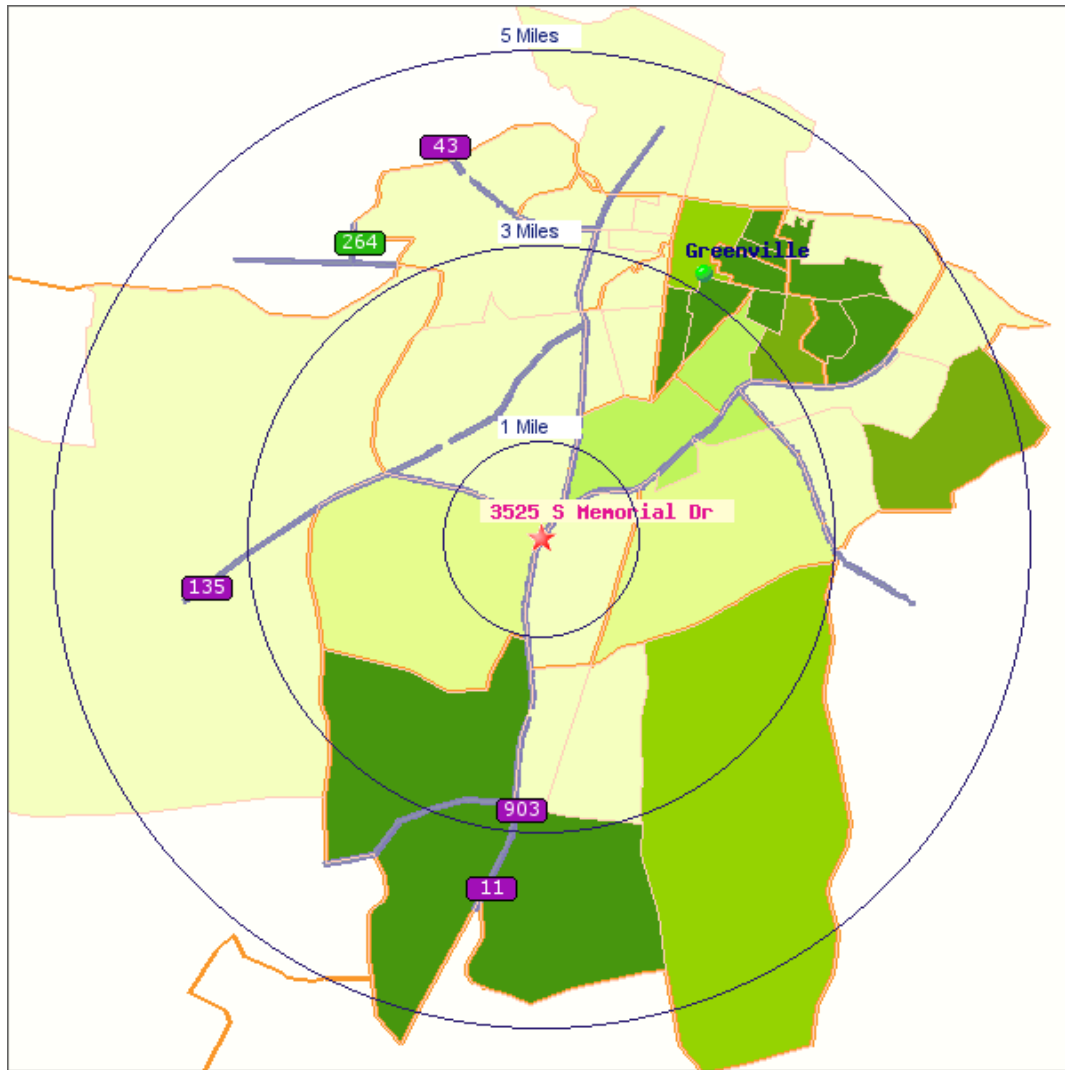
Census 2000 Consumption Report







	ANNUAL EXPENDITURES PER HOUSEHOLD (\$)			AGGREGATE ANNUAL EXPENDITURES (\$000)		
	1 MILE	3 MILE	5 MILE	1 MILE	3 MILE	5 MILE
HOUSING						
Shelter	7,278	6,501	6,036	15,414	116,121	187,935
Utilities	2,547	2,275	2,112	5,394	40,633	65,762
Household operations	697	623	578	1,476	11,121	17,999
Home furnishings	491	438	407	1,039	7,828	12,670
Home appliances	1,585	1,416	1,314	3,357	25,287	40,925
FOOD						
Food away from home	3,092	2,762	2,564	6,548	49,331	79,840
Food at home	2,184	1,951	1,812	4,627	34,855	56,411
ALCOHOL AND TOBACCO						
Alcoholic beverages	378	337	313	800	6,027	9,754
Tobacco products	326	292	271	691	5,206	8,426
APPAREL						
Apparel	1,896	1,694	1,573	4,016	30,257	48,970
TRANSPORTATION						
New cars/trucks	3,497	3,124	2,900	7,406	55,793	90,297
Gas/motor oils	1,320	1,179	1,095	2,796	21,062	34,088
Financing/insurance	2,329	2,080	1,931	4,932	37,154	60,131
Public transportation	436	390	362	924	6,959	11,262
HEALTH AND MEDICAL						
Health and Medical	2,114	1,889	1,754	4,478	33,737	54,601
FINANCIAL						
Personal insurance/pension	3,444	3,076	2,856	7,294	54,948	88,930
Life/other personal insurance	405	362	336	858	6,462	10,458
Pension/other social security	2,998	2,678	2,487	6,350	47,840	77,426
Cash contribution	1,219	1,089	1,011	2,581	19,447	31,473
Entertainment	1,904	1,701	1,579	4,033	30,382	49,171
Miscellaneous	790	706	656	1,674	12,612	20,412



Demographic Maps

Population Density

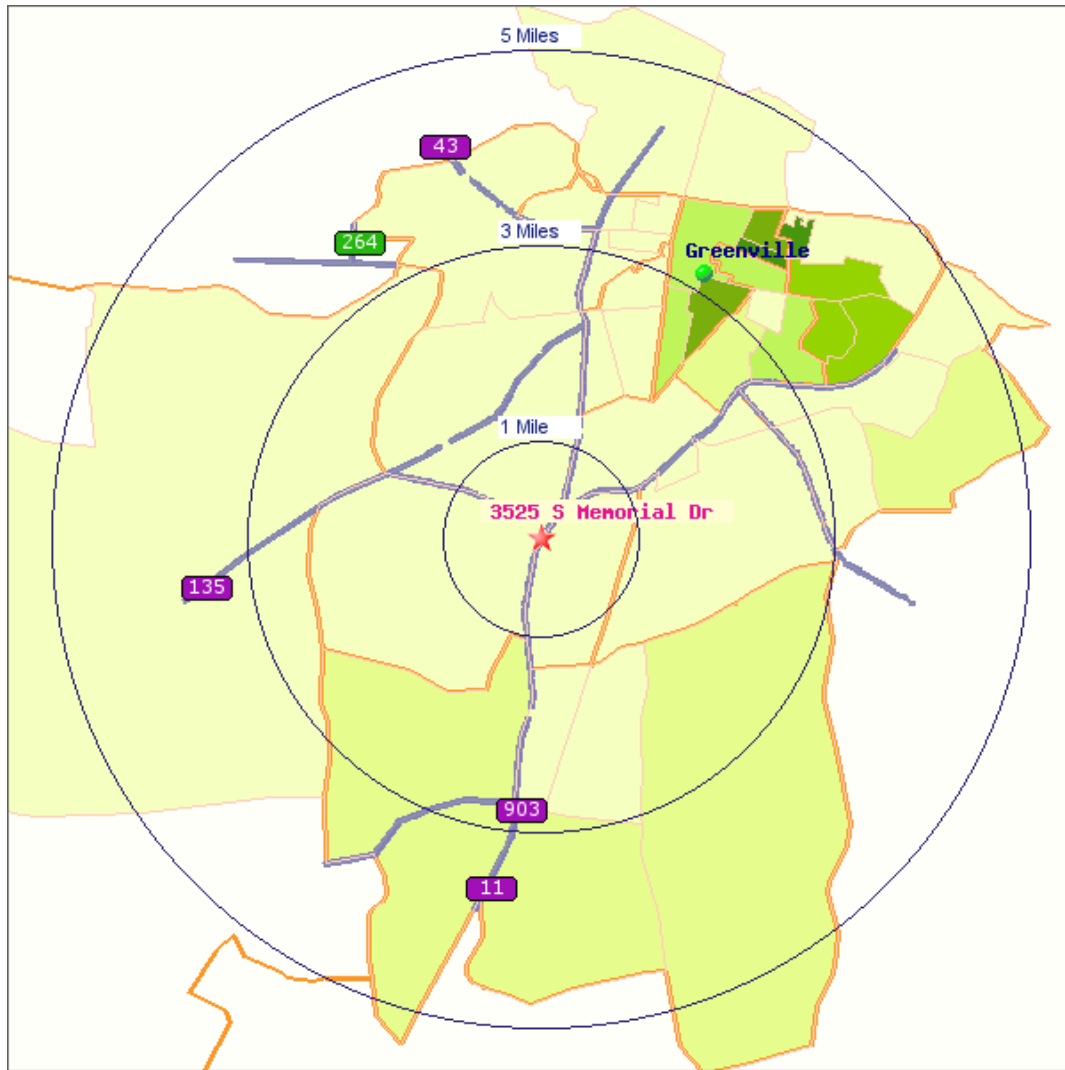


-  0 to 500
-  500 to 1000
-  1,000 to 1,500
-  1,500 to 2,000
-  2,000 to 3,000
-  Above 3,000

3525 S Memorial Dr
Greenville, North Carolina 27834



Household Density



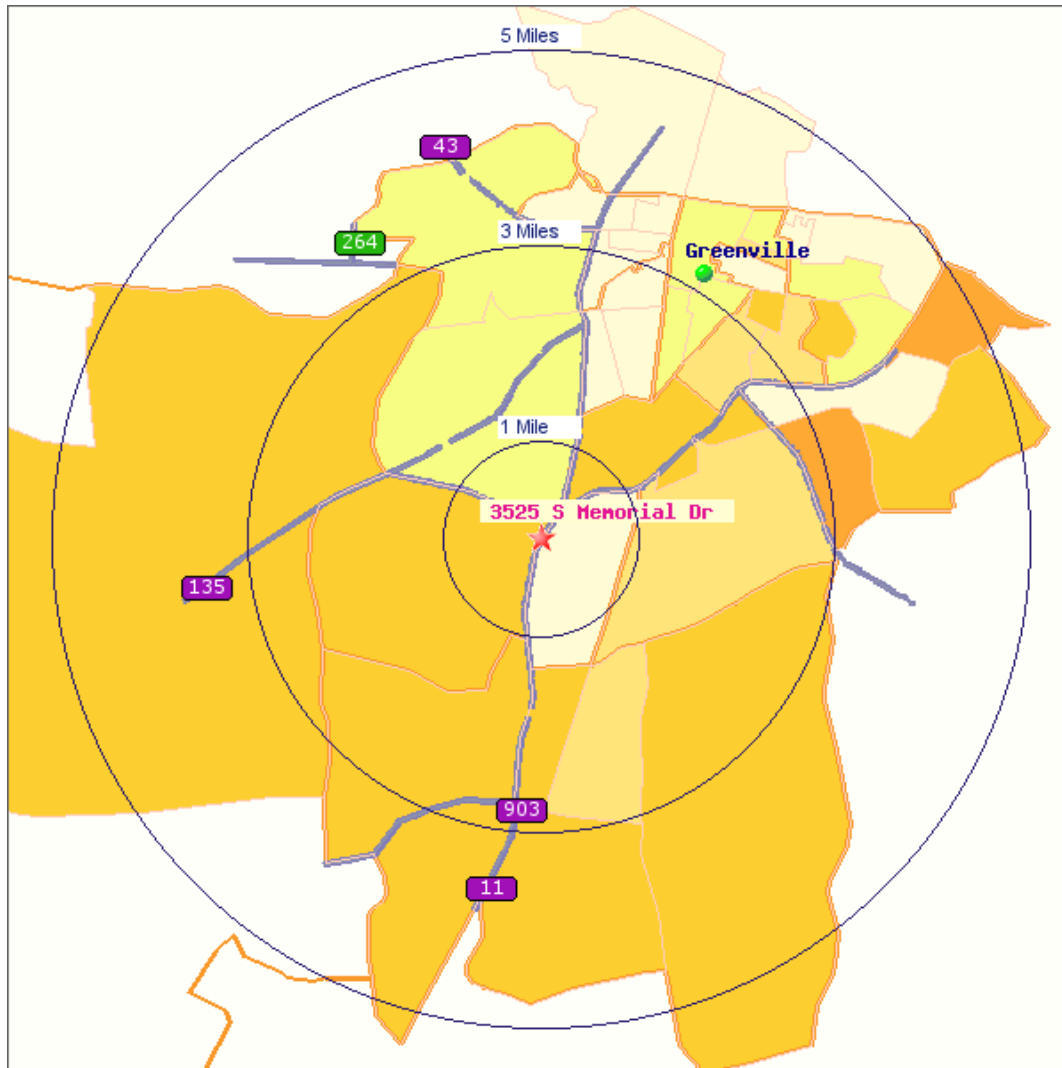
- 0 to 500
- 500 to 1000
- 1,000 to 1,500
- 1,500 to 2,000
- 2,000 to 3,000
- Above 3,000

3525 S Memorial Dr
Greenville, North Carolina 27834



Demographic Maps

Median Annual Household Income

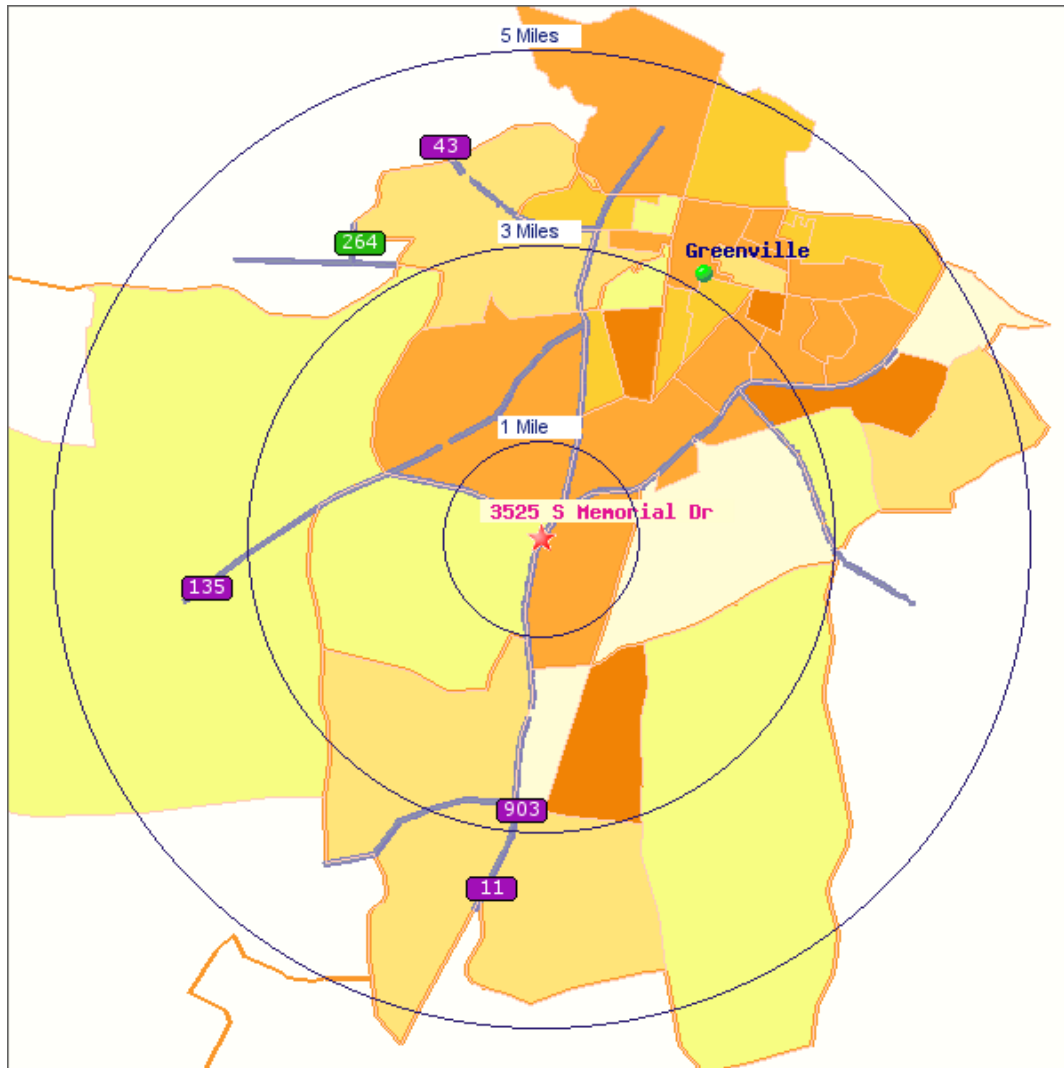


- Below \$10,000
- \$10,000 to \$30,000
- \$30,000 to \$50,000
- \$50,000 to \$75,000
- \$75,000 to \$100,000
- \$100,000 to \$200,000
- Above \$200,000

3525 S Memorial Dr
Greenville, North Carolina 27834



Age Of Structures



- 1995 to March 2000
- 1990 to 1994
- 1980 to 1989
- 1970 to 1979
- 1950 to 1969
- 1949 or Earlier

3525 S Memorial Dr
Greenville, North Carolina 27834



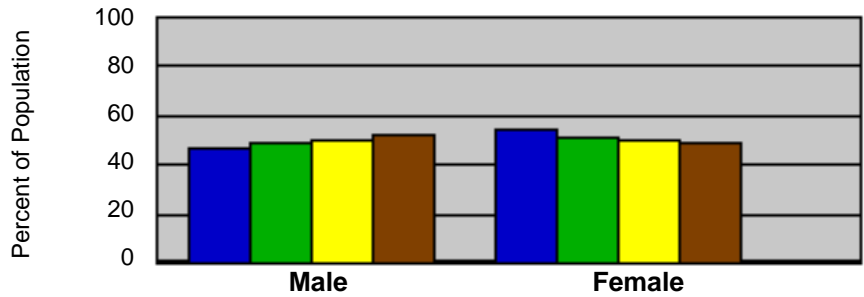

Perry Management
 518 Plaza Blvd
 Kinston, NC 28501
 252-523-5107

3525 S Memorial Dr
 Greenville, North Carolina 27834

Comparison Chart

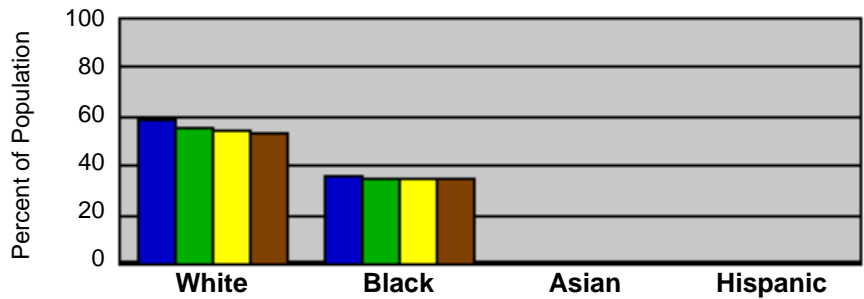

Population Composition by Selected Groups (2000 - 2014)

Sex



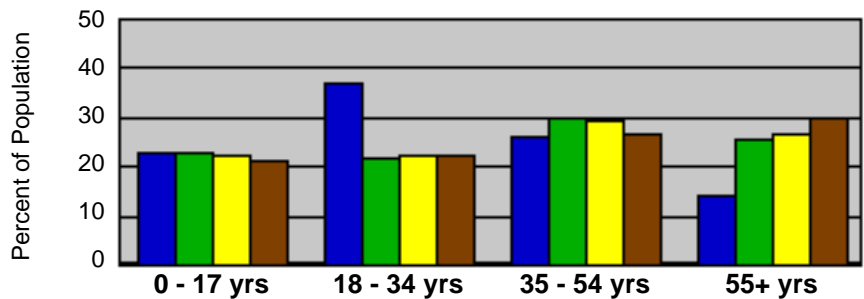
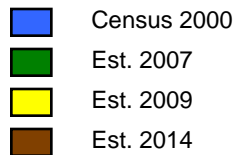
	Male	Female
Census 2000	46.1	53.9
Est. 2007	49.3	50.7
Est. 2009	50.1	49.9
Est. 2014	51.7	48.3

Race/Ethnicity



	White	Black	Asian	Hispanic
Census 2000	58.9	35.4	1.4	1.2
Est. 2007	55.6	34.6	1.4	1.3
Est. 2009	54.7	34.5	1.4	1.4
Est. 2014	53.0	34.5	1.4	1.5

Age



	0 - 17 yrs	18 - 34 yrs	35 - 54 yrs	55+ yrs
Census 2000	23.0	36.7	26.2	14.1
Est. 2007	23.0	21.8	29.9	25.3
Est. 2009	22.4	22.0	29.1	26.5
Est. 2014	21.4	22.2	26.8	29.6



Produced for Gram Spear
 by BuyDemographics.com
 September 11, 2009

This report was generated using data from government sources deemed reliable. We cannot assume responsibility for its accuracy.